



2013

CATÁLOGO DE APLICACIONES

ELIGE SEGURIDAD, ELIGE LTH

LTH
FILTROS

LTH

FILTROS

Lubricantes

LTH

M.R.

ELIGE SEGURIDAD, ELIGE LTH



LTH, garantía de máxima protección, seguridad y cuidado para tu automóvil.

FILTROS

| | |
|---|----|
| Introducción. | 2 |
| Filtros automotrices. | 3 |
| Filtros de aceite | 4 |
| Filtros de aire. | 5 |
| Filtros de gasolina | 6 |
| Cómo utilizar el catálogo | 7 |
| Aplicaciones Automotrices. | 8 |
| Tablas de Equivalencias | 40 |
| Filtros de aceite | 40 |
| Filtros de aire. | 41 |
| Filtros de gasolina | 46 |
| Recomendaciones para el cambio de aceite y filtro | 49 |
| Problemas más comunes del sistema de lubricación. | 50 |
| Distribución y Servicio. | 51 |
| Garantía de los Filtros LTH. | 52 |

Introducción

LTH, marca líder de acumuladores en México, está consciente de las necesidades y exigencias del dinámico mercado de autopartes. Gracias a sus más de 80 años de experiencia, sabe que para que un motor logre su máxima eficiencia es importante que el vehículo cuente con componentes de la más alta calidad y tecnología.

LTH cuenta con una completa línea de filtros automotrices de excelente calidad, que aseguran una limpieza profunda para el óptimo funcionamiento del motor.

Si usted ya utiliza filtros LTH, ¡Felicidades!: puede estar tranquilo y seguro de haber elegido la mejor opción, ya que ***son filtros diseñados y fabricados bajo especificaciones de equipo original***, sometidos a las más estrictas pruebas que aseguran su excelente calidad y desempeño.



Filtros Automotrices

Los filtros LTH protegen al motor tanto de los contaminantes que hay en el ambiente, como polvo, metales, materiales orgánicos, etc., como de los contaminantes que se generan dentro del motor, producto de la combustión y el desgaste.

Ventajas de los filtros LTH

- Gracias a su avanzada tecnología de producción, ofrecen una excelente calidad que se refleja en su desempeño.
- Cuentan con el respaldo de la marca LTH, la cual cuenta con más de 80 años de experiencia y liderazgo.
- Están diseñados de acuerdo a las especificaciones de cada vehículo y motor.
- Proporcionan mayor eficiencia de filtración gracias que están elaborados con componentes de la más alta calidad.
- Optimizan el rendimiento del motor, y por lo tanto contribuyen al ahorro de combustible.

Los filtros LTH contribuyen a mejorar el desempeño y alargar la vida útil del motor.



Filtros de Aceite

El aceite es el lubricante más crítico en cualquier vehículo automotor. Forma una película resbaladiza entre las partes móviles del motor, disminuyendo la fricción y reduciendo de manera considerable el calor, el desgaste y la pérdida de potencia.

Los filtros de aceite LTH retienen las partículas contaminantes provenientes del medio ambiente y las producidas por el motor, garantizando su óptimo funcionamiento al evitar que las partículas abrasivas perjudiciales provoquen su desgaste.

¿Por qué elegir filtros de aceite LTH?


- Contienen desde un 15% hasta un 60% más área de filtración que otras marcas.
- Logran una mejor fijación al motor debido a que contienen mayor número de hilos en la rosca.
- Su soldadura en tapa y contratapa previenen fugas de aceite o desensamble.
- Cuentan con un diafragma reforzado que mantiene el filtro lleno de aceite, asegurando así su perfecta funcionalidad.
- Su altura de plisado, 20% mayor a la de otras marcas, aumenta la superficie de filtración e incrementa la vida útil del filtro.
- Contienen un resorte que asegura las partes internas del filtro con firmeza durante las variaciones de presión generadas por el funcionamiento del motor.
- Elaborados con lámina de mayor calibre, son filtros altamente resistentes a la fatiga, golpes y excesos de presión.

¿Por qué es importante realizar el cambio de filtro de aceite?

El cambio de filtro de aceite es fundamental para el funcionamiento correcto del motor. Debe hacerse en los períodos indicados en el manual del vehículo, para evitar consecuencias como:

- Aumento del consumo de combustible.
- Desgaste prematuro de las piezas del motor.
- Reducción de desempeño: si el filtro no se cambia cuando es debido, la válvula de seguridad puede abrirse, permitiendo que el aceite pase con todo e impurezas al motor.

Componentes de los Filtros de Aceite



Filtros de Aire

El motor de combustión interna requiere para su funcionamiento grandes cantidades de aire, mismo que debe estar limpio para evitar efectos indeseables en el motor.

Los filtros de aire LTH garantizan la entrada de aire puro a la cámara de combustión y regulan la cantidad de aire aspirado.

¿Por qué elegir filtros de aire LTH?

- Las propiedades mecánicas del material garantizan un sellado perfecto y mantienen las propiedades del filtro durante toda su vida útil.


¿Por qué es importante realizar el cambio de filtro de aire?

Si el filtro de aire no se cambia en el período indicado en el manual del vehículo, puede ocasionar:


- Aumento del consumo de combustible.
- Mayor contaminación originada por combustiones inadecuadas.
- Acelerado desgaste y pérdida de potencia del motor.

Componentes de los Filtros de Aire

FILTRO RADIAL



- 1 Malla de metal.
- 2 Sello flexible de plastisol.
- 3 Papel filtrante de celulosa con resina fenólica.
- 4 Sello flexible de poliuretano.



FILTRO DE PANEL

Filtros de Gasolina

La función de los filtros de gasolina LTH consiste en limpiar el combustible antes de que llegue a los sistemas de alimentación, ya sea de carburación o de inyección electrónica, evitando así la entrada de contaminantes contenidos en el mismo combustible, al motor.

¿Por qué elegir filtros de gasolina LTH?


- Cuentan con un sello de plastisol que evita el paso alterno de combustible sin filtrar hacia el sistema.
- Proporcionan filtración 100% confiable y máxima vida útil.
- Utilizan materiales resistentes a las altas presiones que provocan las bombas de gasolina en los sistemas electrónicos de inyección.

¿Por qué es importante realizar el cambio de filtro de gasolina?

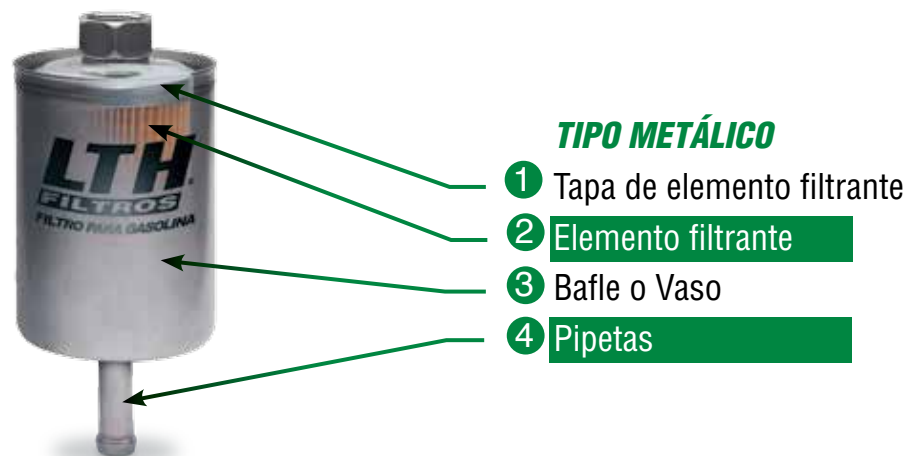
El cambio de filtro de gasolina es fundamental para el funcionamiento correcto del motor. Debe hacerse en los períodos indicados en el manual del vehículo, para evitar consecuencias como:

- Fallas en el motor y escapes.
- Ineficiencia en el consumo de combustible.
- Bajo desempeño de la bomba de combustible y de los picos inyectoros.

Componentes de los Filtros de Gasolina



TIPO PLÁSTICO



TIPO METÁLICO

Cómo utilizar el Catálogo

- 1 Armadora
- 2 Modelo
- 3 Año de Fabricación
- 4 Versión
- 5 Tipo de Motor
- 6 Código Filtro de Aceite
- 7 Código Filtro de Aire
- 8 Código Filtro de Gasolina

Aplicaciones Automotrices ■ Nuevo Desarrollo

| | MODELO | AÑO | VERSION | MOTOR | TIPO DE MOTOR | FILTRO ACEITE | FILTRO AIRE | FILTRO GASOLINA |
|-------------------|-----------|--------------------------------|---|---------------------------------|----------------------|---------------|-------------|-----------------|
| ACURA | ILX | 2013 | ILX Premium / ILX Tech | L4-2.0 | F. I. Ivtec | LTH-149 | | |
| | MDX | 2005-2006 | MDX | V6-3.5 | VTM-4 (VTEC) | LTH-149 | | |
| | MDX | 2007-2012 | MDX | V6-3.7 | VTM-4 (i-VTEC) | LTH-149 | | |
| | RL | 2005-2008 | RL | V6-3.5 | 24-valve, SOHC VTEC® | LTH-149 | | LTH-160 G |
| | RL | 2009-2012 | RL | V6-3.7 | VTEC V6 3.7L | LTH-149 | | |
| | TL | 2005-2009 | TL | V6-3.2 | VTEC 24 V SOHC | LTH-149 | | |
| | TL | 2010-2013 | TL | V6-3.5 | VTEC | LTH-149 | LTH-171 A | |
| | TL | 2010-2013 | TL | V6-3.7 | VTEC | LTH-149 | LTH-171 A | |
| | TSX | 2005-2012 | TSX | L4-2.4 | FI i-VTEC | LTH-149 | | |
| | TSX | 2009-2012 | TSX | V6-3.5 | F. I. VTEC | LTH-149 | | |
| RDX | 2007-2013 | RDX | L4-2.3 | FI Turbo i-VTEC | LTH-149 | | | |
| ALFA ROMEO | 156 | 2003-2007 | | L4-2.0 | | LTH-291 | | |
| | 156 | 2005 | | L4-2.0 | FI 16V | LTH-291 | | |
| | 164 | 1994 | | V6-3.0 | FI | LTH-58 | | |
| | 164 | 1994 | SPIDER | L4-2.0 | FI | LTH-58 | | LTH-251-G |
| | 164 | 1992-1993 | | V6-3.0 | FI | LTH-81 | | |
| | 164 | 1992-1993 | SPIDER | L4-2.0 | FI | LTH-81 | | LTH-251-G |
| | 164 | 1992-1993 | | V6-3.0 | FI | LTH-81 | | |
| AUDI | A3 | 1999-2003 | A3 1.8T Ambiente | L4-1.8 | FI Turbo (AMB) | LTH-28 | LTH-VW621 A | LTH-102 G |
| | A3 | 2000-2003 | A3 1.8T Attraction | L4-1.8 | FI Turbo (AMB) | LTH-28 | LTH-VW621 A | LTH-102 G |
| | A3 | 2003-2005 | A3-1.6 | L4-1.6 | F. S. I. | LTH-28 | | |
| | A4 | 1998-2004 | A4 1.8 T Confort, Luxury | L4-1.8 | FI Turbo (ATW) | LTH-28 | | LTH-251 G |
| | A4 | 2003 | A4 1.8T Vanguard, Cabrio Multitronic, Luxury | L4-1.8 | FI Turbo (AMB) | LTH-28 | | |
| | A4 | 2004 | 1.8 T Vanguard / Confort / Luxury / S line / Cabrio | L4-1.8 | FI Turbo 20V | LTH-28 | | |
| | A4 | 2004 | 1.8 T S Line / Luxury | L4-1.8 | FI Turbo 20V | LTH-28 | | |
| | A4 | 2005 | 3.0 Luxury / Cabrio | V6-3.0 | F.I. (AVK) 30V | | | LTH-102 G |
| | A6 | 2002-2004 | A6 3.0 Confort, Luxury | V6-3.0 | F.I. (AVK) 30V | | | LTH-251 G |
| | S3 | 2003 | S3 1.8T Quattro | L4-1.8 | FI Turbo (AMB) | LTH-28 | | |
| | S6 | 2002-2003 | S6 4.2 Quattro Triptonic | V8-4.2 | | LTH-28 | LTH-VW120 A | |
| | TT | 2000-2004 | 1.8T Coupe | L4-1.8 | FI Turbo (AWP) 20V | LTH-28 | LTH-VW621 A | LTH-102 G |
| | TT | 2002-2003 | 1.8T Coupe Quattro, Roadster | L4-1.8 | FI HO Turbo 20 V | LTH-28 | LTH-VW621 A | LTH-102 G |
| TT | 2004-2006 | 1.8T Coupé / Roadster / S Line | L4-1.8 | FI HO Turbo 20 V 2 intercoolers | LTH-28 | LTH-VW621 A | LTH-102 G | |

| | MODELO | AÑO | VERSION | MOTOR | TIPO DE MOTOR | FILTRO ACEITE | FILTRO AIRE | FILTRO GASOLINA |
|------------|-----------|--------------------------------|--|---------------------------------|--|---------------|-------------|-----------------|
| ACURA | ILX | 2013 | ILX Premium / ILX Tech | L4-2.0 | F. I. Ivtec | LTH-149 | | |
| | MDX | 2005-2006 | MDX | V6-3.5 | VTM-4 (VTEC) | LTH-149 | | |
| | MDX | 2007-2012 | MDX | V6-3.7 | VTM-4 (i-VTEC) | LTH-149 | LTH-383 A | |
| | RL | 2005-2008 | RL | V6-3.5 | 24-valve, SOHC VTEC® | LTH-149 | | LTH-160 G |
| | RL | 2009-2012 | RL | V6-3.7 | VTEC V6 3.7L | LTH-149 | | |
| | TL | 2005-2009 | TL | V6-3.2 | VTEC 24 V SOHC | LTH-149 | | |
| | TL | 2010-2013 | TL | V6-3.5 | VTEC | LTH-149 | LTH-171 A | |
| | TL | 2010-2013 | TL | V6-3.7 | VTEC | LTH-149 | LTH-171 A | |
| | TSX | 2005-2012 | TSX | L4-2.4 | FI i-VTEC | LTH-149 | | |
| | TSX | 2009-2012 | TSX | V6-3.5 | F. I. VTEC | LTH-149 | | |
| RDX | 2007-2013 | RDX | L4-2.3 | FI Turbo i-VTEC | LTH-149 | | | |
| ALFA ROMEO | 156 | 2003-2007 | | L4-2.0 | | LTH-291 | | |
| | 156 | 2005 | | L4-2.0 | FI. 16V | LTH-291 | | |
| | 164 | 1994 | | V6-3.0 | FI | LTH-58 | | |
| | 164 | 1994 | SPIDER | L4-2.0 | FI | LTH-58 | | LTH-251-G |
| | 164 | 1992-1993 | | V6-3.0 | FI | LTH-81 | | |
| | 164 | 1992-1993 | SPIDER | L4-2.0 | FI | LTH-81 | | LTH-251-G |
| AUDI | A3 | 1999-2003 | A3 1.8T Ambiente | L4-1.8 | FI Turbo (AMB) | LTH-28 | LTH-VW621 A | LTH-102 G |
| | A3 | 2000-2003 | A3 1.8T Attraction | L4-1.8 | FI Turbo (AMB) | LTH-28 | LTH-VW621 A | LTH-102 G |
| | A3 | 2003-2005 | A3-1.6 | L4-1.6 | F. S. I. | LTH-28 | | |
| | A4 | 1998-2004 | A4 1.8 T Confort, Luxury | L4-1.8 | F.I. Turbo (ATW) | LTH-28 | | LTH-251 G |
| | A4 | 2003 | A4 1.8T Vangard, Cabrio Multitronic, Luxury | L4-1.8 | FI Turbo (AMB) | LTH-28 | | |
| | A4 | 2004 | 1.8 T Vangard / Confort / Luxury / S line / Cabrio | L4-1.8 | FI Turbo 20V | LTH-28 | | |
| | A4 | 2004 | 1.8 T S Line / Luxury | L4-1.8 | FI Turbo 20V | LTH-28 | | |
| | A4 | 2005 | 3.0 Luxury / Cabrio | V6-3.0 | F.I. (AVK) 30V | | | LTH-102 G |
| | A6 | 2002-2004 | A6 3.0 Confort, Luxury | V6-3.0 | F.I. (AVK) 30V | | | LTH-251 G |
| | S3 | 2003 | S3 1.8T Quattro | L4-1.8 | FI Turbo (AMB) | LTH-28 | | |
| | S6 | 2002-2003 | S6 4.2 Quattro Triptonic | V8-4.2 | | LTH-28 | LTH-VW120 A | |
| | TT | 2000-2004 | 1.8T Coupe | L4-1.8 | F.I. Turbo (AWP) 20V | LTH-28 | LTH-VW621 A | LTH-102 G |
| | TT | 2002-2003 | 1.8T Coupe Quattro, Roadster | L4-1.8 | FI HO Turbo 20 V | LTH-28 | LTH-VW621 A | LTH-102 G |
| TT | 2004-2006 | 1.8T Coupé / Roadster / S Line | L4-1.8 | FI HO Turbo 20 V 2 intercoolers | LTH-28 | LTH-VW621 A | LTH-102 G | |
| BMW | 323i | 1998-2000 | A | L6-2.5 | F.I. 24V | | LTH-272 A | |
| | 325Ci | 2001-2006 | BMW/325Ci/2001-2006/6 Cil/2.5L/F/inj | L6-2.5 | | LTH-9584 CT | | |
| | 328Ci | 2000 | | L6-2.8 | F.I. (DOHC) 24V | | LTH-272 A | |
| | 328i | 1996-2000 | Sedan / Coupe | L6-2.8 | F.I. 24V | | LTH-272 A | |
| | 525i | 2002-2003 | | L6-2.5 | F.I. 24V | | LTH-272 A | |
| | 530i | 2002-2004 | | L6-3.0 | F.I. 24V | | LTH-272 A | |
| | M | 1998 | Coupe / Roadster | L6-3.2 | F.I. 24V | | LTH-272 A | |
| | M3 | 1998-1999 | Coupe | L6-3.2 | F.I. 24V | | LTH-272 A | |
| | M3 | 2002-2004 | Coupe, Cabrio, Coupe SMG III, Cabrio, SMG II y III Hard Top. | L6-3.2 | F.I. 24V | | LTH-272 A | |
| | Z3 | 1998-2000 | 2.8i | L6-2.8 | F.I. 24V | | LTH-272 A | |
| CADILLAC | ATS | 2013 | Premium / Premium Sport | L4-2.0 | Turbo, VVT SIDI (272 HP @ 5,500 rpm 260 Lb.Ft. @ 1,700 rpm). | LTH-406 | | |
| | BROUGHAM | 1992 | | V8-5.0 | FI | LTH-3 | LTH-59 A | |
| | BROUGHAM | 1992 | | V8-5.7 | FI | LTH-3 | LTH-59 A | |
| | CATERA | 1997 | | V6-3.0 | FI 24V | LTH-46 | | |

| | MODELO | AÑO | VERSION | MOTOR | TIPO DE MOTOR | FILTRO ACEITE | FILTRO AIRE | FILTRO GASOLINA |
|------------------|-----------|-----------|--|--------|------------------------------------|-------------------|-------------|-----------------|
| CADILLAC | CTS | 2009-2013 | V Coupe / V Sedan | V8-6.2 | SFI Supercargado | LTH-406 | | |
| | CTS | 2007 | | V8-6.0 | SFI 6 VALV | LTH-406 | | |
| | CTS | 2006 | | V8-6.0 | SFI 6 VALV | LTH-44 | | |
| | CTS | 2004-2005 | | V8-5.7 | SFI | LTH-44 | | |
| | CTS | 2003 | | V6-3.2 | SFI | | | LTH-66 G |
| | DEVILLE | 2004-2005 | | V8-4.6 | FI 32V | | LTH-164 A | LTH-66 G |
| | DEVILLE | 2000-2003 | | V8-4.6 | FI 32V | | LTH-164 A | LTH-66 G |
| | ELDORADO | 1992 | | V8-4.9 | SFI | | | LTH-64 G |
| | ESCALADE | 2007-2013 | Platinum SUV / ESV / EXT | V8-6.2 | VVT con capacidad Flex Fuel. | LTH-406 | LTH-348 A | |
| | ESCALADE | 2008-2012 | HYBRID | V8-6.2 | FLEX FUEL | LTH-406 | LTH-348 A | |
| | ESCALADE | 2006 | | V8-6.0 | FI | LTH-44 | LTH-348 A | |
| | ESCALADE | 2003-2006 | | V8-5.3 | FI | LTH-44 | LTH-348 A | LTH-46 G |
| | ESCALADE | 2003-2005 | | V8-6.0 | FI | LTH-44 | LTH-348 A | LTH-46 G |
| | ESCALADE | 2001-2002 | | V8-6.0 | FI | | LTH-348 A | LTH-46 G |
| | ESCALADE | 2001-2002 | | V8-5.3 | FI | | LTH-348 A | LTH-46 G |
| | ESCALADE | 1999-2000 | 2WD | V8-5.7 | SFI 32V | LTH-205 | LTH-8037 A | LTH-46 G |
| | ESCALADE | 1999-2000 | 4WD | V8-5.7 | SFI 32V | LTH-3980 | LTH-8037 A | LTH-46 G |
| | SEVILLE | 2005 | | V8-4.6 | FI 32V DOHC | LTH-44 | LTH-164 A | LTH-66 G |
| | SEVILLE | 2004 | | V8-4.6 | FI 32V DOHC | | LTH-164 A | LTH-66 G |
| | STS | 2009 | | V8-4.4 | FI 32 V. DOHC | LTH-68 | LTH-164 A | |
| | STS | 2008 | | V8-4.4 | FI 32 V. DOHC | LTH-68 | | |
| | STS | 2005 | | V8-5.7 | F. I. | LTH-44 | | |
| | XLR | 2009 | | V8-4.4 | FI 32 V. DOHC | LTH-68 | | |
| | XLR | 2006-2008 | | V8-4.4 | SUPERCARGADO | LTH-68 | | |
| CHEVROLET | ASTRA | 2001-2003 | 4 p Sedan Base, 2 y 3 p HB, 5P Comfort | L4-1.8 | ECOTEC | LTH-3751CT | LTH-3359 A | LTH-64 G |
| | ASTRA | 2002-2003 | 4 p Sedan Notchback, 2 Y 3P hb, Comfort | L4-1.8 | ECOTEC | LTH-46 | LTH-3359 A | LTH-64 G |
| | ASTRA | 2001-2003 | 4p Sedan Elegance, Notch-back Elegance | L4-2.2 | F. I. (DOHC) 16 V. (VIN F Eco Tec) | LTH-3751CT | LTH-334 A | LTH-64 G |
| | ASTRA | 2001-2004 | 3 p HB GSI | L4-2.2 | F. I. (DOHC) 16 V. (VIN F Eco Tec) | LTH-3751CT | LTH-334 A | LTH-64 G |
| | ASTRA | 2001-2003 | Station Wagon | L4-2.2 | F. I. (DOHC) 16 V. (VIN F Eco Tec) | LTH-3751CT | LTH-334 A | LTH-64 G |
| | ASTRA | 2005-2006 | 3 p HB G / GSI | L4-2.4 | F. I. (DOHC) 16 V. (VIN F Eco Tec) | LTH-3751CT | LTH-334 A | LTH-64 G |
| | ASTRA | 2004-2006 | 4 p. Sedan Comfort / Elegance / 5 p. GSI | L4-2.4 | SFI DOHC 16V | LTH-3751CT | LTH-334 A | LTH-64 G |
| | ASTRA | 2004-2005 | 4 p. Sedan Base / 5 p. Base | L4-2.0 | MPFI SOHC 8V | LTH-46 | LTH-334 A | LTH-64 G |
| | AVALANCHE | 2001 | 4X2 / 4x4 | V8-5.3 | (VIN T) | | LTH-348 A | LTH-46 G |
| | AVALANCHE | 2006 | 4X2 / 4x4 | V8-5.3 | (VIN T) SFI Gen III / SFI Vortec | LTH-44 | LTH-348 A | LTH-46 G |
| | AVALANCHE | 2007-2009 | 4X2 / 4x4 | V8-5.3 | SFI VORTEC | | LTH-348 A | |
| | AVALANCHE | 2010-2013 | 4X2 / 4x4 | V8-5.3 | FI FLEX FUEL | LTH-406 | LTH-348 A | |
| | AVEO | 2008-2009 | LS | L4-1.6 | TechII DOHC (VIN E) | LTH-46 | LTH-9902 A | LTH 247 G |
| | AVEO | 2009-2013 | LS | L4-1.6 | VVT DOHC MFI | LTH-46 | LTH-9902 A | LTH 247 G |
| | BLAZER | 1991-1994 | | L4-2.2 | F.I. (VIN 4) | LTH-48 | LTH-3588 A | LTH-3728 G |
| | BLAZER | 1997-1999 | Deluxe / LT / PTS / 4x2 / 4x4 | V6-4.3 | (VIN W) | LTH-46 / LTH-3980 | LTH-165 A | LTH-266 G |
| | BLAZER | 2000-2003 | | V6-4.3 | (VIN W) | LTH-46 / LTH-3980 | LTH-165 A | LTH-266 G |
| | C-15 | 1996-1998 | Custom / Tipica | V6-4.1 | F.I. | LTH-3980 | LTH-3588 A | LTH-266 G |
| | C-15 | 2001-2002 | Custom Std / Cabina Ext. 3 y 4 p | V6-4.3 | F.I. | LTH-3980 | LTH-3588 A | LTH-266 G |

C

CHEVROLET

| MODELO | AÑO | VERSION | MOTOR | TIPO DE MOTOR | FILTRO ACEITE | FILTRO AIRE | FILTRO GASOLINA |
|-----------|-----------|---|--------|------------------------------------|------------------|-------------|-----------------|
| C-20 | 1996-2002 | Custom / Cheyenne / 400 SS | V8-5.7 | F.I. | LTH-205 | LTH-59 A | LTH-46 G |
| CAMARO | 1996-1997 | Coupe / Convertible | V8-5.7 | (VIN P) | LTH-3 | LTH-165 A | LTH-66 G |
| CAMARO | 1998-2002 | Coupe / Convertible | V8-5.7 | (VIN G) | LTH-44 | | LTH-66 G |
| CAMARO | 2013 | Convertible | V8-6.2 | SFI | LTH-406 | | |
| CAMARO | 2010-2012 | Paquete A LT Coupé Automático | V6-3.6 | SIDI | | LTH-10690 A | |
| CAMARO | 2010-2013 | Paquete B SS / ZL1 580 HP / HW | V8-6.2 | SFI | LTH-406 | | |
| CAPTIVA | 2008-2013 | LS | L4-2.4 | SFI DOHC 16V | LTH-49 CT | LTH-290 A | |
| CAPTIVA | 2008-2012 | LT | V6-3.6 | SFI | LTH-406 | LTH-290 A | |
| CAPTIVA | 2013 | LT | V6-3.6 | SFI | | LTH-290 A | |
| CAPRICE | 1981-1984 | Classic. Sedan 2p / 4p | V8-5.7 | Carb. 4G (VIN L) | LTH-3/LTH-13 | LTH-59 A | LTH-5 G |
| CARGO VAN | 1999-2003 | G-30 | V8-5.7 | F.I. | LTH-205 | | LTH-582 A |
| CARGO VAN | 2001-2003 | CARGO VAN | V6-4.3 | F. I. | LTH-46 | | LTH-580 G |
| CARGO VAN | 2003 | CARGO VAN | V8-5.3 | SFI VORTEC | LTH-44 | LTH-348 A | LTH-46 G |
| CAVALIER | 1990-1992 | 2p Coupe / 4p Sedan | V6-2.8 | F. I. | LTH-46 | LTH-153 A | LTH-46 G |
| CAVALIER | 1990-1992 | Z24 | V6-3.1 | F. I. (VIN T) | LTH-46 | LTH-253 A | LTH-46 G |
| CAVALIER | 1992-1994 | 2p Coupe / 4p Sedan | V6-2.8 | F. I. | LTH-46 | LTH-153 A | LTH-66 G |
| CAVALIER | 1993-1996 | Z24 | L4-2.2 | F. I. | LTH-46 | LTH-3916 A | LTH-66 G |
| CAVALIER | 1996-1998 | 2p Coupe / 4p Sedan | L4-2.2 | (VIN 4) | LTH-46 | LTH-3916 A | LTH-66 G |
| CAVALIER | 1996-2000 | 2p Coupe / 4p Sedan | L4-2.4 | (VIN T) | LTH-46 / LTH-44 | LTH-3916 A | LTH-66 G |
| CAVALIER | 1999-2002 | 2, 4 p. Sedan / Coupe | L4-2.2 | (VIN 4) | LTH-46 | LTH-3916 A | LTH-66 G |
| CAVALIER | 2003-2004 | 2, 4 p. Std / Aut. | L4-2.2 | F. I. (DOHC) 16 V. (VIN F Eco Tec) | LTH-49 CT | LTH-3916 A | LTH-66 G |
| CELEBRITY | 1982-1988 | Sedan 2p / 4p | V6-2.8 | Carb 2 G. (VIN X) | LTH-48 | LTH-54 A | LTH-5 G |
| CELEBRITY | 1989-1990 | Sedan 2p / 4p | V6-2.8 | Carb 2 G. (VIN X) | LTH-46 | LTH-153 A | LTH-41 G |
| CHEVY | 1999-2002 | MONZA, POP | L4-1.4 | F. I. | LTH-46 | LTH-134 A | LTH-64 G |
| CHEVY | 1996-2003 | JOY, SWING, MONZA, PICKUP, SW, TIGRA | L4-1.6 | F. I. | LTH-46 | LTH-134 A | LTH-64 G |
| CHEVY | 2004-2012 | C2 3P, 4P, 5P | L4-1.6 | MPFI (SOHC) 8V SFI | LTH-46 | LTH-134 A | LTH-64 G |
| CHEYENNE | 1995-1999 | LARGA / CORTA | V8-5.7 | V8 350 5.7L F.I. | LTH-13 / LTH-205 | LTH-59 A | LTH-46 G |
| CHEYENNE | 2000-2001 | LARGA / CORTA | V8-5.7 | V8 350 5.7L F.I. | LTH-13 / LTH-205 | LTH-348 A | LTH-46 G |
| CHEYENNE | 2002-2009 | LARGA / CORTA | V8-5.7 | V8 350 5.7L F.I. | LTH-44 | LTH-348 A | LTH-46 G |
| CHEYENNE | 2010-2013 | REGULAR EXTENDIDA / CREWCAB / 4X2 4X4 | V8-5.3 | 5.3 VORTEC SFI / FLEX FUEL | LTH-46 | | LTH-46 G |
| CITATION | 1982-1985 | Coupe 2p / 4p | V6-2.8 | Carb 2 G. (VIN X) | LTH-48 | LTH-54 A | LTH-46 G |
| CITATION | 1984-1986 | X-11 | V6-2.8 | Carb 2 G. (VIN X) | LTH-48 | | LTH-46 G |
| COLORADO | 2004-2012 | CREW CAB | L4-2.9 | 4 cyl. 169 2.8L F.I. (VIN 8) | LTH-44 | LTH-266 A | LTH-102 G |
| COLORADO | 2004-2012 | CREW CAB | L5-3.7 | 5 cyl. 211 3.5L F.I. (VIN 6) | | LTH-266 A | LTH-102 G |
| COLORADO | 2009-2012 | CREW CAB | V8-5.3 | V8 325 5.3L F.I. (VIN L) | LTH-406 | LTH-266 A | |
| CORSA | 2002-2003 | COMFORT | L4-1.4 | 16 V Eco Tec | LTH-46 | LTH-5626 A | LTH-64 G |
| CORSA | 2004-2008 | Sedan: Value, Comfort | L4-1.8 | FI (SOHC 8V) | LTH-46 | LTH-5626 A | LTH-64 G |
| CORVETTE | 1991 | Coupe / Convertible | V8-5.7 | (VIN 8) | LTH-3 | | LTH-46 G |
| CORVETTE | 1994-1997 | Coupe / Convertible | V8-5.7 | (VIN 8) | LTH-3980 | | LTH-46 G |
| CORVETTE | 1997-2004 | Coupe / Hard Top / Convertible | V8-5.7 | (VIN G) | LTH-44 | | |
| CORVETTE | 2005-2007 | C6 Coupe y Convertible | V8-6.0 | SFI Alto Rendimiento | LTH-44 | | |
| CORVETTE | 2007-2013 | Grand Sport Coupé / Convertible TM / TA/ C6 / ZR1 | V8-6.2 | SFI / SFI Super-cargado | LTH-406 | | |

| MODELO | AÑO | VERSION | MOTOR | TIPO DE MOTOR | FILTRO ACEITE | FILTRO AIRE | FILTRO GASOLINA |
|------------|-----------|--|--------|---|---------------|-------------|-----------------|
| CORVETTE | 2006-2013 | Grand Sport Coupé / Convertible TM / TA/ C6 / ZR1 | V8-7.0 | | LTH-406 | | |
| CRUZE | 2009-2013 | LS / LT | L4-1.8 | MFI DOHC | LTH-3751 CT | LTH-10990 A | |
| EQUINOX | 2005-2008 | SUV. Todos los paquetes | V6-3.4 | V6-3400 - 3.4 V6 SFI (VIN F) | LTH-46 | | |
| EXPRESS | 1999-2002 | Passenger / VAN 8 pas. Lujo / 15 pas / VAN 15 Pas. | V8-5.7 | (VIN R) FI | LTH-205 | | LTH-580 G |
| EXPRESS | 1999-2003 | 1500 VAN 8 Pas. Base / VAN 8 Pas. Base | V6-4.3 | (VIN W) MFI Vortec | LTH-46 | | LTH-580 G |
| EXPRESS | 2003-2008 | VAN 2500 / VAN 3500 | V8-4.8 | FI (VIN V) | LTH-44 | | |
| EXPRESS | 2003-2004 | CARGO VAN | V8-5.3 | SFI VORTEC | LTH-44 | | LTH-66 G |
| EXPRESS | 2003 | VAN 2500 / VAN 3500 | V8-6.0 | SFI VORTEC | LTH-44 | | LTH-66 G |
| EXPRESS | 2004-2006 | VAN 2500 / VAN 3500 | V8-6.0 | SFI VORTEC | LTH-44 | | |
| EXPRESS | 2007-2012 | VAN 2500 / VAN 3500 | V8-6.0 | SFI VORTEC | LTH-406 | LTH-413 A | |
| EXPRESS | 2013 | Paquete C Express Cargo Van | V6-4.3 | MFI | LTH-46 | LTH-413 A | |
| EXPRESS | 2013 | Paquete B Express Cargo Van | V8-6.0 | SFI " FlexFuel con capacidad de soportar combustible alterno (E85 - hasta 85% Etanol) | LTH-406 | LTH-413 A | |
| HHR | 2006-2011 | VAN RETRO | L4-2.2 | ECOTEC DOHC MFI | LTH-49 CT | LTH-10093 A | |
| HHR | 2006-2011 | VAN RETRO | L4-2.4 | ECOTEC DOHC MFI | LTH-49 CT | LTH-10093 A | |
| IMPALA | 1965 | SEDAN 2P / 4P | L6-3.8 | Carb. 1 G | LTH-3/LTH-13 | LTH-50 A | LTH-5 G |
| IMPALA | 1965-1972 | SEDAN 2P / 4P | L6-4.1 | Carb. 1 G | LTH-3/LTH-13 | LTH-50 A | LTH-5 G |
| IMPALA | 1973-1975 | SEDAN 2P / 4P | V8-5.7 | Carb 2y4G (VIN L) | LTH-3/LTH-13 | LTH-59 A | LTH-5 G |
| IMPALA | 2000-2003 | SEDAN 2P / 4P | V6-3.4 | (VIN E) FI | LTH-46 | | LTH-66 G |
| IMPALA | 2000-2003 | SEDAN 2P / 4P | V6-3.8 | (VIN K) FI | LTH-46 | | LTH-66 G |
| LUV | 1997-1998 | Chasis / Cabina / Crew Cab | L4-2.3 | F. I. | LTH-6811 | | |
| LUV | 1999-2001 | Chasis / Cabina / Crew Cab | L4-2.2 | F. I. | LTH-46 | LTH-7427 A | |
| LUV | 2002-2006 | Chasis / Cabina / Crew Cab | L4-2.2 | F. I. | LTH-46 | LTH-7427 A | LTH-167 G |
| MALIBU | 1965-1972 | Sedan 2p / 4p | L6-3.8 | Carb. 1 G | LTH-3/LTH-13 | LTH-50 A | LTH-5 G |
| MALIBU | 1973-1981 | Sedan 2p / 4p Concours | V8-5.0 | Carb. 2G | LTH-3/LTH-13 | LTH-50 A | LTH-5 G |
| MALIBU | 1997-2000 | Sedan 4p / LS | L4-2.4 | (VIN T) FI | LTH-46 | LTH-279 A | LTH-66 G |
| MALIBU | 1997-2003 | Sedan 4p / LS | V6-3.1 | (VIN M) FI | LTH-46 | LTH-279 A | LTH-66 G |
| MALIBU | 2004-2007 | LS | L4-2.2 | F. I. (DOHC) 16 V. (VIN F Eco Tec) | | LTH-164 A | LTH-64 G |
| MALIBU | 2004-2007 | LT | V6-3.5 | (DOHC) FI 24V | LTH-46 | LTH-164 A | |
| MALIBU | 2009-2012 | LS / LTZ | L4-2.4 | ECOTEC DOHC S MFI 16V | LTH-49 CT | | |
| MALIBU | 2008-2012 | LS / LTZ | V6-3.6 | SFI | LTH-406 | | |
| MALIBU | 2013 | LTZ | L4-2.0 | DOHC, 2.0L Turbo SIDI de inyección directa vvt | LTH-406 | | |
| MALIBU | 2013 | LS / LT | L4-2.5 | DOHC, 2.5L SIDI de inyección directa con tiempo variable de válvulas (VVT), | LTH-406 | | |
| MATIZ | 2011-2013 | PAQUETES A Y B | L4-1.0 | MPI SOHC | | LTH-323 A | LTH-419 G |
| MERIVA | 2003-2007 | Comfort Manual y Easytronic | L4-1.8 | MPFI (DOHC 8V) | LTH-46 | LTH-5626 A | LTH-64 G |
| MONTECARLO | 1981-1984 | TODOS | V8-5.7 | Carb. 4G (VIN L) | LTH-3/LTH-13 | LTH-59 A | LTH-5 G |
| NOVA | 1974-1981 | Sedan 4 p. / Hatchback 2 P. / Concours | L6-4.1 | (VIN D) bbl | LTH-3/LTH-13 | LTH-50 A | LTH-5 G |
| NOVA | 1976 | MALIBU RALLY | V8-5.0 | Carb. 2G | LTH-3/LTH-13 | LTH-59 A | LTH-5 G |
| OPTRA | 2005-2009 | LT / LS | L4-2.0 | DOHC MFI | LTH-46 | LTH-3450 A | |
| S-10 | 1991-1994 | S-10 Corta / Larga | L4-2.2 | F.I. (VIN 4) | LTH-48 | LTH-3588 A | LTH-3728 G |
| S-10 | 1997-1999 | S-10 4x4 Aut. | V6-4.3 | (VIN X) FI | LTH-3980 | LTH-165 A | LTH-266 G |
| S-10 | 1997-2000 | S-10 Corta / Larga | L4-2.2 | (VIN 4) FI | LTH-46 | LTH-165 A | LTH-266 G |
| S-10 | 1999-2002 | S-10 4x4 Aut. | V6-4.3 | (VIN W) FI | LTH-46 | LTH-165 A | LTH-266 G |

CHEVROLET

C

CHEVROLET

| MODELO | AÑO | VERSION | MOTOR | TIPO DE MOTOR | FILTRO ACEITE | FILTRO AIRE | FILTRO GASOLINA |
|-------------|-----------|---------------------------------------|--------|------------------------------------|---------------|-------------|-----------------|
| S-10 | 2002 | S-10 Corta / Larga 4x4 | V6-4.3 | (VIN W) FI | LTH-3980 | LTH-165 A | LTH-266 G |
| S-10 | 2000-2003 | S-10 Corta Std | L4-2.2 | (VIN 4) FI | LTH-46 | LTH-165 A | LTH-299 G |
| SILVERADO | 1996-1999 | Custom / Deluxe / Superluxe | V8-5.7 | (VIN R) FI | LTH-205 | LTH-8037 A | LTH-46 G |
| SILVERADO | 2000-2002 | 2500, 2500 4X4 Reg. / Ext / 1500 | V8-5.3 | (VIN T) FI | LTH-406 | LTH-348 A | LTH-46 G |
| SILVERADO | 2003-2006 | 2500, 2500 4X4 Reg. / Ext / 1500 | V8-5.3 | (VIN T) FI | LTH-44 | LTH-348 A | LTH-46 G |
| SILVERADO | 2003-2009 | 1500 Cabina Regular | V6-4.3 | (VIN X) FI | LTH-46 | LTH-348 A | LTH-46 G |
| SILVERADO | 2007-2009 | 1500 / 2500 | V8-5.3 | (VIN T) FI VORTEC SFI | LTH-406 | LTH-348 A | LTH-46 G |
| SILVERADO | 2005-2006 | 2500, Cab. Reg. Paq. D y E (AA) | V8-4.8 | VORTEC SFI | LTH-44 | LTH-348 A | |
| SILVERADO | 2007-2008 | 2500, Cab. Reg. Paq. D y E (AA) | V8-4.8 | VORTEC SFI | LTH-406 | LTH-348 A | |
| SILVERADO | 2004-2009 | 1500 Cabina Regular | V6-4.3 | (VIN X) Vortec MFI | LTH-46 | LTH-348 A | LTH-46 G |
| SILVERADO | 2010-2013 | 1500 Cabina Regular | V6-4.3 | (VIN X) Vortec MFI | LTH-46 | LTH-348 A | LTH-46 G |
| SILVERADO | 2005-2013 | 3500 WT | V8-6.0 | Vortec SFI, Gasolina | LTH-406 | LTH-348 A | |
| SILVERADO | 2003-2004 | | V8-6.0 | | LTH-44 | LTH-348 A | LTH-46 G |
| SILVERADO | 1998-2002 | | V8-6.0 | | | LTH-348 A | LTH-46 G |
| SONIC | 2012-2013 | LS / LT / LTZ | L4-1.6 | MFI, DOHC, VVT | LTH-3751 CT | LTH-9690 A | |
| SONORA | 2001-2002 | Custom, Lujo, Superlujo | V8-5.7 | (VIN R) FI | LTH-205 | LTH-348 A | LTH-46 G |
| SONORA | 2003 | Custom, Lujo, Superlujo | V8-5.3 | (VIN T) SFI Vortec | LTH-44 | LTH-348 A | LTH-46 G |
| SONORA | 2002-2003 | Custom, Lujo, Superlujo | V6-4.3 | VORTEC | LTH-46 | | |
| SONORA | 2003 | Custom, Lujo, Superlujo | V8-6.0 | SFI VORTEC | LTH-44 | | LTH-66 G |
| SONORA | 2004-2006 | Custom, Lujo, Superlujo | V8-5.3 | (VIN T) SFI Vortec | LTH-44 | LTH-348 A | LTH-46 G |
| SPARK | 2011-2013 | PAQUETES A, B, Y C. | L4-1.2 | MFI DOHC | | LTH-9623 A | LTH-99 G |
| SUBURBAN | 1996-1999 | Custom / Cheyenne 4x2 y 4X4 HD | V8-5.7 | (VIN R) FI | LTH-205 | | LTH-46 G |
| SUBURBAN | 1996-1999 | Custom / Cheyenne 4x4 | V8-5.7 | (VIN R) FI | LTH-3980 | | LTH-46 G |
| SUBURBAN | 2000-2002 | TODOS | V8-5.3 | (VIN T) FI | LTH-406 | LTH-348 A | LTH-46 G |
| SUBURBAN | 2003 | TODOS | V8-5.3 | (VIN T) SFI Vortec | LTH-44 | LTH-348 A | LTH-46 G |
| SUBURBAN | 2004-2008 | TODOS | V8-5.3 | (VIN T) SFI Vortec | LTH-44 | LTH-348 A | |
| SUBURBAN | 2009-2012 | LT | V8-5.3 | (VIN T) SFI Vortec AFM | LTH-406 | LTH-348 A | |
| SUBURBAN | 2013 | LT | V8-6.0 | (VIN T) SFI Vortec AFM | LTH-406 | LTH-348 A | |
| TAHOE | 2007-2009 | LT | V8-5.3 | VORTEC SFI MFI | LTH-44 | LTH-348 A | |
| TAHOE | 2010-2013 | LT | V8-5.3 | VORTEC SFI MFI | LTH-406 | LTH-348 A | |
| TORNADO | 2004-2011 | PICKUP | L4-1.8 | MPFI (SOHC 8V) | LTH-46 | LTH-5626 A | LTH-64 G |
| TORNADO | 2012-2013 | PICKUP | L4-1.8 | MPFI (SOHC 8V) | | LTH-5626 A | LTH-64 G |
| TRACKER | 1998-2000 | Convertible 4x2 / 4x4 / Hard Top 4p | L4-1.6 | (VIN 6) FI | LTH-58 | LTH-244 A | |
| TRACKER | 2001-2004 | Convertible 4x2 / 4x4 / Hard Top 4p | L4-2.0 | (VIN C) FI | LTH-156 | LTH-244 A | |
| TRACKER | 2003-2004 | HT 4X2 y 4X4 | V6-2.5 | (VIN 4) FI | | LTH-244 A | |
| TRACKER | 2005-2008 | HT 4X2 | L4-2.0 | MFI | LTH-156 | | |
| TRAILBLAZER | 2001-2004 | LS, LT, LTZ, EXT LS | L6-4.2 | (VIN S) FI | | LTH-9345 A | LTH 209 G |
| TRAILBLAZER | 2003-2007 | EXT LT | V8-5.3 | (VIN P) FI | LTH-44 | LTH-9345 A | LTH 209 G |
| TRAVERSE | 2011-2013 | PAQUETE B LT PIEL / PAQUETE C LT TELA | V6-3.6 | SIDI VVT | | LTH-3083 A | |
| UPLANDER | 2005-2009 | | V6-3.9 | SFI | | LTH-164 A | |
| VECTRA | 2003-2008 | Comfort / Elegance | V6-3.2 | (DOHC) FI 24V | LTH-49 CT | LTH-2461 A | LTH-64 G |
| VECTRA | 2003-2006 | BASE | L4-2.2 | F. I. (DOHC) 16 V. (VIN F Eco Tec) | LTH-49 CT | LTH-2461 A | LTH-64 G |
| VENTURE | 1997-2004 | Base / LS / LST / Comfort | V6-3.4 | (VIN E) FI | LTH-46 | LTH-164 A | LTH-290 G |
| ZAFIRA | 2002-2005 | | L4-1.8 | ECOTEC / Z XE FI DOHC 16V | LTH-46 | LTH-3359 A | LTH-64 G |
| ZAFIRA | 2001-2005 | | L4-2.2 | F. I. (DOHC) 16 V. (VIN F Eco Tec) | LTH-49 CT | LTH-334 A | LTH-64 G |

| MODELO | AÑO | VERSION | MOTOR | TIPO DE MOTOR | FILTRO ACEITE | FILTRO AIRE | FILTRO GASOLINA |
|------------|-----------|------------------------------------|--------|----------------------------|-----------------|-------------|-----------------|
| 200 | 2011-2013 | Sedán Touring / Limited 2.4 | L4-2.4 | Mundial 2.4L DOHC Dual VVT | LTH-406 | LTH-248 A | |
| 300 | 2010 | | V6-2.7 | FI | LTH-406 | | |
| 300 | 2010 | | V6-3.5 | FI | LTH-68 | | |
| 300 | 2011 | | V8-5.7 | FI HEMI | LTH-68 | | |
| 300 | 2013 | | V8-5.7 | HEMI | LTH-68 | | |
| 300 C | 2005-2008 | | V8-5.7 | F.I. (VIN H) HEMI | LTH-81 | | |
| 300 C | 2008-2012 | | V8-5.7 | F.I. (VIN H) HEMI | LTH-68 | | |
| 300C | 2005-2011 | | V8-6.1 | FI HEMI | LTH-68 | | |
| 300 M | 1999-2001 | | V6-3.5 | (VIN G) FI | LTH-81 | LTH-8606 A | LTH-104 G |
| 300 M | 2002-2003 | | V6-3.5 | (VIN G) FI HO | LTH-81 | LTH-8606 A | LTH-104 G |
| 300 M | 2004 | | V6-3.5 | V6 24 V MPI | LTH-81 | LTH-8606 A | LTH-104 G |
| 300 M | 2003-2004 | SPECIAL | V6-3.5 | V6 24 V MPI | LTH-81 | LTH-8606 A | LTH-104 G |
| ASPEN | 2007-2009 | | V8-4.7 | Flex Fuel | LTH-68 | LTH-9762 A | |
| ASPEN | 2007-2009 | | V8-5.7 | HEMI MDS VCT | LTH-68 | LTH-9762 A | |
| CHRYSLER | 1997 | CONVERTIBLE R/T Autostick | V6-2.5 | (VIN H) FI | LTH-81 / LTH-58 | LTH-132 A | LTH-104 G |
| CIRRUS | 1996-2000 | Lxi tela / convertible | V6-2.5 | (VIN H) FI | LTH-81 / LTH-58 | LTH-132 A | LTH-104 G |
| CIRRUS | 1997-2000 | Lxi Turbo Autostick | L4-2.4 | (VIN X) FI | LTH-81 / LTH-58 | LTH-132 A | LTH-104 G |
| CIRRUS | 2002-2003 | Lxi tela / convertible / Autostick | V6-2.7 | (VIN H) FI | LTH-81 / LTH-58 | | LTH-104 G |
| CIRRUS | 2002-2003 | Lxi piel | L4-2.4 | (VIN X) FI | LTH-81 / LTH-58 | | LTH-104 G |
| CIRRUS | 2004 | Lxi | L4-2.4 | 16V intercooled Turbo | LTH-81 / LTH-58 | | LTH-104 G |
| CIRRUS | 2004-2005 | CONVERTIBLE | V6-2.7 | DOHC 24 válvulas | LTH-81 / LTH-58 | | LTH-104 G |
| CIRRUS | 2005 | LXI TELA TURBO | L4-2.4 | 16V intercooled Turbo | LTH-81 / LTH-58 | | LTH-104 G |
| CONCORDE | 1996-1997 | | V6-3.5 | (VIN F) FI | LTH-81 | LTH-141 A | LTH-84 G |
| CONCORDE | 2001-2002 | LX / Lxi | V6-3.2 | (VIN J) FI | LTH-81 | | LTH-104 G |
| CORDOBA | 1979-1982 | | V8-5.9 | Carb. 4G | LTH-81 | | LTH-5 G |
| IMPERIAL | 1992-1995 | | V6-3.8 | F.I. (VIN L) | LTH-81 | LTH-271 A | LTH-7019 G |
| LEBARON | 1982-1983 | | V8-5.2 | Carb. 2G | LTH-81 | LTH-271 A | LTH-8 G |
| LEBARON | 1982-1989 | Modelos K | L4-2.5 | FI (VIN K) | LTH-58 | LTH-271 A | LTH-8 G |
| LEBARON | 1992-1993 | TURBO | L4-2.5 | F.I. Turbo (VIN J) | LTH-58 | LTH-276 A | LTH-7019 G |
| LEBARON | 1994 | | L4-2.5 | F.I. (VIN K) | LTH-81 | LTH-277 A | LTH-7018 G |
| LEBARON | 1994-1995 | TURBO | L4-2.5 | F.I. Turbo (VIN J) | LTH-81 | LTH-276 A | LTH-7019 G |
| LH | 1994 | | V6-3.0 | F.I. (VIN 3) | LTH-81 | LTH-277 A | LTH-7018 G |
| LHS | 1996-1997 | | V6-3.5 | (VIN F) FI | LTH-81 | LTH-141 A | LTH-84 G |
| PACIFICA | 2004-2008 | FWD, AWD, FDW Equipada | V6-3.5 | V6 24V MPI | LTH-81 | | |
| PACIFICA | 2005-2007 | FWD, AWD, FDW Equipada | V6-3.8 | V6 24V MPI | LTH-81 | | |
| PACIFICA | 2008 | FWD, AWD, FDW Equipada | V6-3.8 | V6 24V MPI | LTH-58 | | |
| PACIFICA | 2008 | FWD, AWD, FDW Equipada | V6-4.0 | V6 24V MPI | LTH-81 | | |
| PT CRUISER | 2002-2003 | PT CRUISER | L4-2.4 | (VIN B) FI 16 V DOHC SMPI | LTH-58 | LTH-8747 A | LTH-200 G |
| PT CRUISER | 2003 | PT CRUISER Turbo | L4-2.4 | Turbo FI 16V (VIN G) | LTH-3600 | LTH-8747 A | |
| PT CRUISER | 2004 | MT / AT / TOURING EDITION | L4-2.4 | (VIN B) FI 16 V DOHC SMPI | LTH-58 | LTH-8747 A | LTH-200 G |
| PT CRUISER | 2004 | TURBO PIEL AT | L4-2.4 | Turbo FI 16V (VIN G) | LTH-3600 | LTH-8747 A | |
| PT CRUISER | 2005 | MT / AT / TOURING EDITION | L4-2.4 | (VIN B) FI 16 V DOHC SMPI | LTH-58 | LTH-8747 A | LTH-200 G |
| PT CRUISER | 2005 | TURBO PIEL AT | L4-2.4 | Turbo FI 16V (VIN G) | LTH-3600 | LTH-8747 A | |
| PT CRUISER | 2005 | TOURING CONVERTIBLE ATX | L4-2.4 | (VIN B) FI 16 V DOHC SMPI | LTH-58 | LTH-8747 A | LTH-200 G |
| PT CRUISER | 2005 | GT CONVERTIBLE ATX | L4-2.4 | F.I. (DOHC 16V) Turbo | LTH-3600 | LTH-8747 A | |
| PT CRUISER | 2006-2007 | TURBO PIEL AT | L4-2.4 | F.I. (DOHC 16V) Turbo | LTH-3600 | | |
| PT CRUISER | 2006-2007 | GT CONVERTIBLE ATX | L4-2.4 | F.I. (DOHC 16V) Turbo | LTH-3600 | LTH-492 A | |

CHRYSLER

DODGE

| MODELO | AÑO | VERSION | MOTOR | TIPO DE MOTOR | FILTRO ACEITE | FILTRO AIRE | FILTRO GASOLINA |
|----------------|-----------|---------------------------|---------|---------------|---------------|-------------|-----------------------|
| PT CRUISER | 2008-2009 | LX MTX / LX ATX / TOURING | L4-2.4 | DOHC SMPI | LTH-3600 | LTH-492 A | |
| RUNNER | 1996 | | V10-8.0 | F.I. (VIN E) | LTH-81 | | LTH-104 G |
| SEBRING | 1996 | RT | L4-2.4 | (VIN X) FI | LTH-58 | LTH-132 A | LTH-104 G |
| SEBRING | 1996-1998 | | L4-2.0 | F.I. (VIN Y) | LTH-81 | LTH-132 A | LTH-104 G |
| SEBRING | 1996-1998 | RT V6 | V6-2.5 | F.I. (VIN N) | LTH-81 | LTH-132 A | LTH-104 G |
| TOWN & COUNTRY | 1996-2000 | Lxi | V6-3.8 | (VIN L) FI | LTH-81 | LTH-277 A | LTH-134 G / LTH-135 G |
| TOWN & COUNTRY | 2001-2006 | LX / Limited | V6-3.8 | (VIN L) FI | LTH-81 | LTH-248 A | LTH-265 G |
| TOWN & COUNTRY | 2006-2007 | LX / Limited | V6-3.3 | FI | LTH-81 | LTH-248 A | |
| TOWN & COUNTRY | 2005-2006 | LX / Limited | V6-3.3 | FI Flex Fuel | LTH-81 | LTH-248 A | LTH-265 G |
| TOWN & COUNTRY | 2008-2010 | | V6-3.3 | FI | LTH-81 | LTH-248 A | |
| TOWN & COUNTRY | 2008-2010 | LX / Limited | V6-3.8 | FI | LTH-58 | LTH-248 A | |
| TOWN & COUNTRY | 2008-2010 | | V6-4.0 | FI | LTH-58 | LTH-248 A | |
| TOWN & COUNTRY | 2008-2010 | | V6-4.0 | FI | LTH-406 | LTH-248 A | |

DATSUN

| | | | | | | | |
|----------|-----------|-------|--------|---------------|----------|---------|----------|
| BLUEBIRD | 1965-1972 | | L4-1.4 | Carb. 1 Garg. | LTH-38 | LTH-3 A | LTH-45 G |
| DATSUN | 1973-1980 | | L4-1.6 | Carb. 1 Garg. | LTH-38 | LTH-3 A | LTH-45 G |
| DATSUN | 1981-1983 | 160 J | L4-1.6 | Carb. 1 Garg. | LTH-3682 | LTH-3 A | LTH-45 G |
| DATSUN | 1984-1986 | 180 J | L4-1.8 | Carb. 1 Garg. | LTH-3682 | LTH-3 A | LTH-45 G |

DODGE

| | | | | | | | |
|------------|-----------|----------------------------------|--------|--------------------------------|--------------------|-------------|-----------|
| ATOS | 2001-2004 | Base / Lujo | L4-1.0 | F. I. (SOHC) 12V | LTH-149 / LTH-6811 | LTH-2510 A | LTH-169 G |
| ATOS | 2005-2006 | Base / Lujo | L4-1.1 | F. I. (SOHC) 12V | LTH-149 / LTH-6811 | LTH-302 A | |
| ATOS | 2007-2011 | Base / Lujo | L4-1.1 | F. I. (SOHC) 12V | LTH-149 / LTH-6811 | LTH-302 A | |
| ATTITUDE | 2007-2011 | GL | L4-1.4 | DOHC | LTH-6811 | LTH-363 A | |
| ATTITUDE | 2007-2011 | GL - GLS | L4-1.6 | CVVT | LTH-6811 | LTH-363 A | |
| AVENGER | 2007-2009 | SE MTX | L4-2.0 | DOHC 16v Dual VVT | | LTH-9054 A | |
| AVENGER | 2008-2012 | SE ATX , SXT ATX , SXT ATX SPORT | L4-2.4 | DOHC 16v Dual VVT | LTH-406 | LTH-9054 A | |
| AVENGER | 2013 | GTS / SE / SXT / SXT SPORT | L4-2.4 | DOHC 16V Dual VVT | LTH-406 | LTH-9054 A | |
| BARRACUDA | 1965-1970 | | L6-3.7 | Carb. 1 Garg. | LTH-81 | LTH-71 A | LTH-5 G |
| BARRACUDA | 1965-1970 | | V8-5.2 | Carb. 2G | LTH-81 | LTH-70 A | LTH-5 G |
| CALIBER | 2007-2010 | SXT | L4-1.8 | | LTH-406 | LTH-489 A | |
| CALIBER | 2007-2011 | SXT | L4-2.0 | | LTH-406 | LTH-489 A | |
| CALIBER | 2009-2011 | SXT / SRT Turbo | L4-2.4 | DOHC, 16V Dual VVT / SRT Turbo | LTH-406 | LTH-10065 A | |
| CORONET | 1965-1972 | | V8-5.2 | Carb. 2G | LTH-81 | LTH-70 A | LTH-5 G |
| CORONET | 1965-1972 | | V8-5.6 | Carb. 4G | LTH-81 | LTH-70 A | LTH-5 G |
| CORONET | 1965-1972 | | V8-7.2 | Carb. 4G | LTH-81 | LTH-70 A | LTH-5 G |
| CHALLENGER | 2006-2008 | SRT | V8-6.4 | SRT HEMI® V8 | LTH-81 | | |
| CHALLENGER | 2006-2008 | R/T | V8-5.7 | HEMI® MDS VVT | LTH-81 | | |
| CHALLENGER | 2008-2013 | SRT | V8-6.4 | SRT HEMI® V8 | LTH-68 | | |
| CHALLENGER | 2008-2013 | R/T | V8-5.7 | HEMI® MDS VVT | LTH-68 | | |
| CHARGER | 1965-1972 | | V8-5.2 | Carb. 2G | LTH-81 | LTH-70 A | LTH-5 G |
| CHARGER | 1965-1970 | | V8-5.6 | Carb. 4G | LTH-81 | LTH-70 A | LTH-5 G |
| CHARGER | 1971 | | V8-7.2 | Carb. 4G | LTH-81 | LTH-70 A | LTH-5 G |
| CHARGER | 2011-2012 | | V8-5.7 | HEMI MDS VCT | LTH-68 | | |
| CHARGER | 2011-2013 | | V8-6.4 | SRT HEMI MDS | LTH-68 | | |
| CHARGER | 2009-2010 | | V6-3.5 | | LTH-68 | | |
| CHARGER | 2007-2008 | | V6-3.5 | | LTH-81 | | |
| CHARGER | 2009-2010 | | V6-2.7 | | LTH-406 | LTH-5626 A | |
| CHARGER | 2006-2007 | | V8-5.7 | | LTH-81 | | |
| CHARGER | 2006-2007 | | V6-3.5 | | LTH-81 | | |
| CHARGER | 2006-2007 | | V6-2.7 | | LTH-81 | | |

| MODELO | AÑO | VERSION | MOTOR | TIPO DE MOTOR | FILTRO ACEITE | FILTRO AIRE | FILTRO GASOLINA |
|----------|-----------|-----------------------------------|--------|----------------------------------|---------------|-------------|-----------------|
| CHARGER | 2010 | | V8-5.7 | V8 HEMI MDS VCT | LTH-68 | LTH-5626 A | |
| CHARGER | 2011-2013 | | V8-5.7 | V8 HEMI MDS VCT | LTH-68 | | |
| DAKOTA | 1991-1995 | | L4-2.5 | (VIN G) FI | LTH-81 | LTH-70 A | LTH-72 G |
| DAKOTA | 1996 | | L4-2.5 | (VIN G) FI | LTH-81 | LTH-271 A | LTH-72 G |
| DAKOTA | 1997-2003 | | L4-2.5 | (VIN G) FI | LTH-81 | LTH-3901 A | LTH-130 G |
| DAKOTA | 2005-2008 | SLT Quad Cab 4X2 | V6-3.7 | F.I. (VIN K) | LTH-3600 | LTH-3901 A | LTH-130 G |
| DAKOTA | 2005-2007 | | V8-4.7 | | LTH-68 | LTH-3901 A | |
| DAKOTA | 2010-2011 | SLT Quad Cab 4X2 | V6-3.7 | F.I. (VIN K) | | LTH-283 A | |
| DAKOTA | 2010-2011 | | V8-4.7 | | LTH-68 | LTH-3901 A | |
| DART | 1965-1971 | | V8-4.5 | Carb. 2G | LTH-81 | LTH-70 A | LTH-5 G |
| DART | 1970-1977 | | L6-3.2 | Carb. 1 Garg. | LTH-81 | LTH-71 A | LTH-5 G |
| DART | 1970-1977 | | L6-3.7 | Carb. 1 Garg. | LTH-81 | LTH-71 A | LTH-5 G |
| DART | 1982-1989 | Modelos K | L4-2.5 | FI (VIN K) | LTH-58 | LTH-271 A | LTH-8 G |
| DART | 2013 | SXT / LIMITED | L4-2.0 | Tigershark 16V 2.0L I4 DOHC | LTH-406 | | |
| DART | 2013 | GT | L4-2.4 | Tigershark 16V 2.4L MultiAir® I4 | LTH-406 | | |
| DURANGO | 1998 | SLT / SLT Plus | V8-5.2 | (VIN Y) FI | LTH-81 | LTH-3901 A | |
| DURANGO | 1999-2000 | SLT / SLT Plus 4X2 | V8-5.9 | (VIN Z) FI | LTH-81 | LTH-3901 A | LTH-1053 G |
| DURANGO | 1999-2002 | SLT / SLT Plus 4X4 | V8-5.2 | (VIN Y) FI | LTH-81 | LTH-3901 A | |
| DURANGO | 2002-2003 | R/T 4X4 | V8-5.9 | (VIN Z) FI | LTH-81 | LTH-3901 A | LTH-1053 G |
| DURANGO | 2003 | SLT / SLT Plus | V8-4.7 | (VIN N) FI | LTH-81 | LTH-3901 A | LTH-1053 G |
| DURANGO | 2004 | ST 4x2 | V8-4.7 | (VIN N) FI | LTH-81 | LTH-3901 A | |
| DURANGO | 2004 | SLT 4x4 / Limited 4x2 y 4x4 | V8-5.7 | Hemi Magnum | LTH-81 | LTH-3901 A | |
| DURANGO | 2005-2007 | ST 4x2 | V8-4.7 | (VIN N) FI | LTH-81 | | |
| DURANGO | 2005 | SLT 4x2 / Limited 4x2 y 4x4 | V8-5.7 | Hemi Magnum | LTH-81 | | |
| DURANGO | 2004-2007 | | V8-5.7 | HEMI | LTH-81 | | |
| DURANGO | 2007-2009 | | V8-5.7 | Hemi Magnum | LTH-68 | | |
| DURANGO | 2011-2013 | CREW LUXE V8 4x2 / CITADEL V8 AWD | V8-5.7 | HEMI | LTH-68 | LTH-10755 A | |
| DUSTER | 1965-1971 | | V8-4.5 | Carb. 2G | LTH-81 | LTH-70 A | LTH-5 G |
| DUSTER | 1970-1977 | | L6-3.2 | Carb. 1 Garg. | LTH-81 | LTH-71 A | LTH-5 G |
| DUSTER | 1970-1977 | | L6-3.7 | Carb. 1 Garg. | LTH-81 | LTH-71 A | LTH-5 G |
| H-100 | 2003-2004 | CHASIS CAB / PICK UP | L4-2.4 | FI | LTH-6811 | | |
| H-100 | 2005-2006 | CHASIS CAB / PICK UP | L4-2.4 | FI | LTH-6811 | LTH-362 A | LTH-237 G |
| H-100 | 2007-2010 | CHASIS CAB / PICK UP | L4-2.5 | Turbo Diesel | | LTH-110 A | LTH-100 G |
| H-100 | 2008-2010 | VAN | L4-2.5 | TCI DIESEL | | LTH-2813 A | |
| i10 | 2012-2013 | GL | L4-1.1 | SOHC | LTH-149 | | |
| INTREPID | 1996-1997 | ES | V6-3.5 | (VIN F) FI | LTH-81 | LTH-141 A | LTH-84 G |
| INTREPID | 1998 | Base | V6-2.7 | (VIN R) FI | LTH-81 | | LTH-84 G |
| INTREPID | 1998-2000 | ES | V6-3.2 | (VIN J) FI | LTH-81 | | LTH-84 G |
| INTREPID | 2002-2005 | | V6-3.5 | | | LTH-8606 A | |
| JOURNEY | 2009-2010 | | L4-2.4 | F. I. | LTH-406 | LTH-248 A | |
| JOURNEY | 2011-2013 | | L4-2.4 | F. I. | LTH-406 | LTH-9054 A | |
| JOURNEY | 2009 | | V6-2.7 | Flex Fuel | LTH-68 | LTH-248 A | |
| JOURNEY | 2009 | | V6-3.5 | F. I. | LTH-406 | LTH-248 A | |
| JOURNEY | 2010 | | V6-3.6 | F. I. | LTH-406 | LTH-248 A | |
| JOURNEY | 2011-2013 | | V6-3.6 | Flex Fuel | LTH-10955 CT | | |
| LEBARON | 1979-1982 | | V8-5.9 | Carb. 4G | LTH-81 | | LTH-5 G |
| MAGNUM | 1979-1982 | | V8-5.9 | Carb. 4G | LTH-81 | | LTH-5 G |
| MONACO | 1972-1980 | | V8-5.2 | Carb. 4G | LTH-81 | | LTH-5 G |

DODGE

| MODELO | AÑO | VERSION | MOTOR | TIPO DE MOTOR | FILTRO ACEITE | FILTRO AIRE | FILTRO GASOLINA |
|------------|-----------|---|--------|-------------------------------|---------------|-----------------------|-----------------|
| MONACO | 1972-1980 | | V8-5.9 | Carb. 4G | LTH-81 | | LTH-5 G |
| NEON | 1994-1997 | SE / LE / LX / R/T MTX | L4-2.0 | F.I. (VIN Y) (DOHC) | LTH-81 | LTH-277 A | LTH-95 G |
| NEON | 1996-1997 | R/T | L4-2.0 | (VIN C) SOHC FI | LTH-58 | LTH-277 A | LTH-195 G |
| NEON | 1998 | SE / LE / LX / MTX | L4-2.0 | (VIN C) SOHC FI | LTH-58 | LTH-277 A | LTH-1089 G |
| NEON | 1999-2003 | SE MTX / LE ATX / LX ATX | L4-2.0 | (VIN C) SOHC FI | LTH-58 | LTH-8805 A | LTH-1089 G |
| NEON | 2002-2003 | R/T MTX | L4-2.0 | (VIN C) SOHC FI | LTH-58 | LTH-8805 A | |
| NEON | 2003 | R / T | L4-2.0 | F. I. DOHC 16V Hi Performance | LTH-58 | LTH-8805 A | |
| NEON | 2004 | SE AT Y MT | L4-2.0 | F. I. DOHC 16V | LTH-58 | LTH-8805 A | LTH-1089 G |
| NEON | 2005 | SE / AT / MT / SXT | L4-2.0 | F. I. DOHC 16V | LTH-58 | LTH-8805 A | LTH-1089 G |
| NEON | 2004-2005 | SRT-4 | L4-2.4 | F. I. (DOHC) 16V Turbo VIN S | LTH-3600 | LTH-8805 A | |
| NEW YORKER | 1986-1989 | Modelos E | L4-2.2 | F.I. Turbo (VIN E) | LTH-58 | LTH-272 A | LTH-8 G |
| NEW YORKER | 1990-1993 | TURBO | L4-2.2 | F.I. Turbo (VIN E) | LTH-58 | LTH-276 A | LTH-61 G |
| NEW YORKER | 1994 | | V6-3.0 | F.I. (VIN 3) | LTH-81 | LTH-277 A | LTH-7018 G |
| NITRO | 2007-2009 | ATX 4X2 / SLT PREMIUM AT 4X2 | V6-3.7 | | LTH-3600 | LTH-143 A | |
| NITRO | 2007-2008 | R/T AT 4X2 | V6-4.0 | | LTH-81 | LTH-143 A | |
| NITRO | 2009-2011 | R/T AT 4X2 | V6-4.0 | | LTH-406 | LTH-143 A | |
| PHANTOM | 1987-1994 | Turbo | L4-2.5 | Fi y Turbo | LTH-58 | LTH-271 A | LTH-8 GL |
| PHANTOM | 1990-1993 | TURBO | L4-2.2 | F.I. Turbo (VIN E) | LTH-58 | LTH-276 A | LTH-61 G |
| PHANTOM | 1994 | | L4-2.5 | F.I. (VIN K) | LTH-81 | LTH-277 A | LTH-7018 G |
| PICK-UP | 1979-1982 | D-100, D-300 | L6-3.7 | Carb. 1 G. (VIN 6) | LTH-81 | LTH-70 A | LTH-8 G |
| PICK-UP | 1985-1988 | D-150, D-250, D-350 | V6-3.9 | Carb. 1G | LTH-81 | LTH-129 A | LTH-67 G |
| PICK-UP | 1989-1993 | D-150, D-250, D-350 | V6-3.9 | F. I. | LTH-81 | LTH-129 A | LTH-67 G |
| PICK-UP | 1985-1988 | D-150, D-250, D-350 | V8-5.2 | Carb. 1G | LTH-81 | | LTH-67 G |
| PICK-UP | 1985-1988 | D-150, D-250, D-350 | V8-5.9 | Carb. 1G | LTH-81 | | LTH-67 G |
| PICK-UP | 1989-1993 | D-150, D-250, D-350 | V8-5.9 | F. I. | LTH-81 | | LTH-67 G |
| PICK-UP | 1971-1991 | | V8-5.9 | 2 bbl. (VIN F) | LTH-81 | LTH-429 A | LTH-5 G |
| PICK-UP | 1992-1993 | Prospector Limited | V8-5.9 | F.I. (VIN Z) | LTH-58 | LTH-429 A | LTH-8 G |
| PICK-UP | 1991-1993 | Adventurer 150 | V6-3.9 | F. I. (VIN X) | LTH-58 | LTH-129 A | LTH-67 G |
| PICK-UP | 1992-1993 | Adventurer | V8-5.9 | F.I. (VIN Z) | LTH-58 | LTH-429 A | LTH-8 G |
| RAM | 1998 | 3500 | V8-5.9 | (VIN Z) FI | LTH-81 | LTH-70 A / LTH-3901 A | LTH-1053 G |
| RAM | 1996-1998 | 1500 Custom / 1500 Lujo / 1500 R/T / 23A | V6-3.9 | (VIN X) FI | LTH-81 | LTH-3901 A | LTH-72 G |
| RAM | 1999-2000 | 1500 Custom / 1500 R/T / 4x4 SLT Laramie / ST | V6-3.9 | (VIN X) FI | LTH-81 | LTH-3901 A | LTH-72 G |
| RAM | 2002-2003 | 1500 Custom / Ram Van 1500 127" WB | V6-3.9 | (VIN X) FI | LTH-81 | LTH-3901 A | LTH-72 G |
| RAM | 1996-1997 | 1500 Runner | V6-3.9 | (VIN X) FI | LTH-81 | LTH-70 A | LTH-72 G |
| RAM | 2004-2005 | 1500 ST, 1500 ST AT, | V6-3.7 | (VIN K) FI | LTH-3600 | LTH-2404 A | |
| RAM | 1994 | 1500, 2500, pick up | V6-3.9 | F. I. (VIN Z) | LTH-81 | LTH-3901 A | LTH-1053 G |
| RAM | 1996-1998 | 2500 Custom 4x4 / Lujo 4x4 / 2BF / 27F / Runner | V8-5.9 | (VIN Z) FI | LTH-81 | LTH-70 A / LTH-3901 A | LTH-1053 G |
| RAM | 2004 | 2500 4X4 SLT / Quad Cab SLT 4X2 y 4X4 | V8-5.9 | (VIN Z) FI | LTH-81 | LTH-2404 A | |
| RAM | 2002-2003 | 2500 4X4 SLT / Quad Cab SLT 4X2 y 4X4 | V8-5.9 | (VIN Z) FI | LTH-81 | LTH-2404 A | |
| RAM | 2002-2003 | 2500 Custom | V8-5.2 | (VIN Y) FI | LTH-81 | LTH-3901 A | LTH-72 G |
| RAM | 1998 | 2500 Custom / Lujo / R/T / Limited | V8-5.9 | (VIN Z) FI | LTH-81 | LTH-70 A / LTH-3901 A | LTH-1053 G |
| RAM | 1999-2000 | 2500 Custom/ Quad Cab R/T / 2500 R/T | V8-5.2 | (VIN Y) FI | LTH-81 | LTH-70 A | |
| RAM | 1999-2000 | 2500 Custom/ Quad Cab R/T / 2500 R/T | V8-5.9 | (VIN Z) FI | LTH-81 | LTH-3901 A | LTH-72 G |
| RAM | 1996-1997 | 2500 Limited | V8-5.9 | (VIN Z) FI | LTH-81 | LTH-70 A / LTH-3901 A | LTH-1053 G |
| RAM | 1998 | 2500 Limited / Quad Cab | V8-5.9 | (VIN Z) FI | LTH-81 | LTH-70 A / LTH-3901 A | LTH-1053 G |

DODGE

| MODELO | AÑO | VERSION | MOTOR | TIPO DE MOTOR | FILTRO ACEITE | FILTRO AIRE | FILTRO GASOLINA |
|---------|-----------|--|---------|----------------------------|-----------------|-----------------------|-----------------|
| RAM | 1995-1999 | 2500 Pick-Up | V8-5.2 | (VIN Y) FI | LTH-81 | LTH-3901 A | LTH-1053 G |
| RAM | 2004 | 2500 REG. CAB SLT 4x2, 4x4 / QUAD CAB SLT 4x2, 4x4 | V8-4.7 | F. I. | LTH-81 | LTH-2404 A | |
| RAM | 2004 | 2500 REG. CAB SLT 5.7 LITROS 4x2, 4x4 / QUAD CAB SLT 4x2, 4x4 | V8-5.7 | Hemi Magnum | LTH-81 | LTH-2404A | |
| RAM | 2005 | 2500 REGULAR CAB SLT 4x2, 4x4, 2500 QUAD CAB SLT 4x2, 4x4 | V8-4.7 | F.I. (VIN N) | LTH-81 | LTH-2404 A | |
| RAM | 2005 | 2500 REGULAR CAB SLT 5.7L 4x2, 4x4, 2500 QUAD CAB SLT 5.7L 4x2 | V8-5.7 | F.I. (VIN D) (HEMI Magnum) | LTH-81 | LTH-2404A | |
| RAM | 2005-2008 | 2500 ST, 2500 ST AT, 2500 ST 4x4, 2500 4x4ST AT | V8-4.7 | F.I. (VIN N) | LTH-81 | LTH-2404 A | |
| RAM | 2004 | 2500 ST, ST 4x4, ST AT, ST 4x4 AT | V8-4.7 | F. I. | LTH-81 | LTH-2404 A | |
| RAM | 1999-2000 | 3500 / 4000 Custom | V8-5.9 | (VIN Z) FI | LTH-81 | LTH-3901 A | LTH-72 G |
| RAM | 2007-2010 | 3500 Pickup | V6-6.7 | Turbo Diesel (VIN A) | | LTH-10261 A | |
| RAM | 2005 | 4000 Chasis Cabina | V8-5.7 | F. I. | LTH-81 | LTH-2404 A | |
| RAM | 1998-2000 | 6500 / 7000 | L6-5.9 | Turbo Diesel | LTH-9 | | LTH-1053 G |
| RAM | 1988-1993 | CHARGER | V8-5.9 | Carb 4G (VIN W) | LTH-81 | LTH-429 A | LTH-8 G |
| RAM | 1996 | Charger Base / Royal / Limited | V8-5.9 | (VIN Z) FI | LTH-81 | LTH-3901 A | LTH-72 G |
| RAM | 1999-2000 | Charger Custom / SLT / Plus | V8-5.2 | (VIN Y) FI | LTH-81 | LTH-3901 A | |
| RAM | 1996-1997 | Club Cab Limited / 4x4 | V8-5.9 | (VIN Z) FI | LTH-81 | LTH-70 A / LTH-3901 A | LTH-1053 G |
| RAM | 1999 | Maxi Van 1500 | V6-3.9 | (VIN X) FI | LTH-81 | LTH-70 A | LTH-72 G |
| RAM | 1999-2000 | Maxi Van 2500 / 3500 | V8-5.9 | (VIN Z) FI | LTH-81 | LTH-70 A | LTH-217 G |
| RAM | 2002 | Maxi Van 2500 / Wagon 1500 SLT | V8-5.2 | (VIN Y) FI | LTH-81 | LTH-70 A | |
| RAM | 1999-2000 | Maxi Wagon 3500 / 3500 SLT | V8-5.9 | (VIN Z) FI | LTH-81 | LTH-70 A | LTH-217 G |
| RAM | 2005 | Ram 2500 Pickup | V6-5.9 | Turbo Diesel (VIN 6) | | LTH-488 A | LTH-265 G |
| RAM | 2003-2010 | Ram 2500 Pickup | V6-5.9 | H.O. Turbo Diesel (VIN C) | | LTH-488 A | LTH-265 G |
| RAM | 1996-1997 | Runner V10 | V10-8.0 | (VIN W) FI | LTH-81 | | |
| RAM | 2005 | SRT-10 | V10-8.3 | MPFI (OHV) (VIN Z) | LTH-81 | | |
| RAM | 1996-1997 | VAN 1500 | V6-3.9 | (VIN X) FI | LTH-81 | LTH-70 A | LTH-72 G |
| RAM | 1999-2000 | VAN 1500 / 1500 127" WB | V6-3.9 | (VIN X) FI | LTH-81 | LTH-70 A | LTH-217 G |
| RAM | 1997-1999 | Van 2500 | V8-5.2 | (VIN Y) FI | LTH-81 | LTH-70 A | |
| RAM | 1996 | Van 2500s | V8-5.2 | (VIN Y) FI | LTH-81 | LTH-3901 A | |
| RAM | 1999 | Van 3500 | V8-5.9 | (VIN Z) FI | LTH-81 | LTH-70 A | LTH-217 G |
| RAM | 1996-1997 | W2500 Custom / Lujo | V8-5.9 | (VIN Z) FI | LTH-81 | LTH-70 A / LTH-3901 A | LTH-1053 G |
| RAM | 1997-2002 | Wagon 1500 / 1500 SLT | V6-3.9 | (VIN X) FI | LTH-81 | LTH-70 A | LTH-217 G |
| RAM | 1996 | Wagon 1500 8 pas | V6-3.9 | (VIN X) FI | LTH-81 | LTH-70 A | LTH-72 G |
| RAM | 2002 | Wagon 2500 | V8-5.2 | (VIN Y) FI | LTH-81 | LTH-70 A | |
| RAM | 1999-2001 | Wagon 2500 | V8-5.2 | (VIN Y) FI | LTH-81 | LTH-70 A | |
| RAM | 1996-1997 | Wagon 2500 12 pas | V8-5.2 | (VIN Y) FI | LTH-81 | LTH-70 A | |
| RAM | 1996 | Wagon 2500 15 pas | V8-5.2 | (VIN Y) FI | LTH-81 | LTH-70 A | |
| SHADOW | 1989-1992 | | L4-2.2 | F. I. | LTH-58 | LTH-271 A | LTH-62 G |
| SHADOW | 1990-1993 | TURBO | L4-2.2 | F.I. Turbo (VIN E) | LTH-58 | LTH-276 A | LTH-61 G |
| SHADOW | 1994 | | L4-2.5 | F. I. | LTH-81 | LTH-271 A | LTH-7019 G |
| SPIRIT | 1990-1991 | | L4-2.5 | F. I. | LTH-58 | LTH-271 A | LTH-61 G |
| SPIRIT | 1989-1992 | | L4-2.2 | F. I. | LTH-58 | LTH-271 A | |
| SPIRIT | 1990-1993 | TURBO | L4-2.2 | F.I. Turbo (VIN E) | LTH-58 | LTH-276 A | LTH-61 G |
| SPIRIT | 1994 | | L4-2.5 | F. I. | LTH-81 | LTH-271 A | LTH-7019 G |
| SPIRIT | 1994-1995 | TURBO | L4-2.5 | F.I. Turbo (VIN J) | LTH-81 | LTH-276 A | LTH-7019 G |
| STRATUS | 1999-2000 | SE MTX / SE ATX | L4-2.0 | (VIN C) FI | LTH-81 / LTH-58 | LTH-132 A | LTH-104 G |
| STRATUS | 1996-1997 | SE / LE / LX | L4-2.4 | (VIN X) FI | LTH-81 / LTH-58 | LTH-132 A | LTH-104 G |

DODGE

D
F

DODGE

FIAT

FORD

| MODELO | AÑO | VERSION | MOTOR | TIPO DE MOTOR | FILTRO ACEITE | FILTRO AIRE | FILTRO GASOLINA |
|--------------|-----------|---|---------|-------------------------------|-----------------|-------------|-------------------------|
| STRATUS | 1998 | SE MTX / SE ATX LE / LX | L4-2.4 | (VIN X) FI | LTH-58 | LTH-132 A | LTH-104 G |
| STRATUS | 2002 | SE MTX | L4-2.4 | (VIN X) FI | LTH-81 / LTH-58 | LTH-132 A | LTH-104 G |
| STRATUS | 1999-2003 | MTX/SEATX/LEATX/LXATX | L4-2.4 | (VIN X) FI | LTH-58 | LTH-132 A | LTH-104 G |
| STRATUS | 1996-1999 | R/T Turbo Autostick | L4-2.4 | (VIN X) FI | LTH-81 / LTH-58 | LTH-132 A | LTH-104 G |
| STRATUS | 2001-2004 | SE | L4-2.0 | (VIN X) FI | LTH-58 | LTH-1836 A | LTH-200 G |
| STRATUS | 2001-2003 | R/T | L4-2.4 | (VIN X) FI | LTH-58 | LTH-1836 A | LTH-200 G |
| STRATUS | 2004-2005 | SE | L4-2.0 | F. I. (DOHC 16V) | LTH-58 | LTH-132 A | LTH-104 G |
| STRATUS | 2004-2005 | R / T | L4-2.4 | F. I. (DOHC 16V) TURBOCARGADO | LTH-81 / LTH-58 | LTH-1836 A | LTH-200 G |
| SUPER BEE | 1965-1975 | | V8-5.2 | Carb. 2G | LTH-81 | LTH-71 A | LTH-5 G |
| SUPER BEE | 1965-1970 | | V8-5.9 | Carb. 2G | LTH-81 | LTH-71 A | LTH-5 G |
| SUPER BEE | 1970-1975 | | V8-5.2 | Carb. 2G | LTH-81 | LTH-71 A | LTH-5 G |
| SUPER BEE | 1970-1975 | | V8-5.6 | Carb. 2G | LTH-81 | LTH-71 A | LTH-5 G |
| SUPER BEE | 1970-1975 | | V8-6.6 | Carb. 4G | LTH-81 | LTH-71 A | LTH-5 G |
| SUPER BEE | 1970-1975 | | V8-7.2 | Carb. 4G | LTH-81 | LTH-71 A | LTH-5 G |
| SUPER BEE | 1972-1980 | | V8-5.2 | Carb. 4G | LTH-81 | | LTH-5 G |
| SUPER BEE | 1972-1980 | | V8-5.9 | Carb. 4G | LTH-81 | | LTH-5 G |
| VALIANT | 1970-1978 | | L6-3.7 | Carb. 1 Garg. | LTH-81 | LTH-71 A | LTH-5 G |
| VERNA | 2004-2006 | GL 3 Y 4 Puertas MT | L4-1.5 | 12V SOHC | LTH-6811 | LTH-216 A | LTH-189 G |
| VERNA | 2004-2006 | GL 4 puertas / GV 4 puertas Sedán | L4-1.6 | 16 V DOHC | LTH-6811 | LTH-216 A | LTH-189 G |
| VIPER | 1994-1995 | R/T | V10-8.0 | F.I. (VIN E) | LTH-81 | | |
| VIPER | 2003-2005 | SRT-10 | V10-8.3 | F.I. (OHV) (VIN Z) | LTH-81 | | |
| VOLARE | 1978-1981 | | L6-3.7 | Carb. 1 Garg. | LTH-81 | LTH-71 A | LTH-5 G |
| VOLARE | 1982-1989 | Modelos K | L4-2.5 | FI (VIN K) | LTH-58 | LTH-271 A | LTH-8 G |
| VOYAGER | 1996-1998 | GRAND VOYAGER | V6-3.3 | (VIN R) FI | LTH-81 | LTH-277 A | LTH-65 G |
| VOYAGER | 1996-2000 | VOYAGER LS / Austeria / SE | V6-3.3 | (VIN R) FI | LTH-81 | LTH-277 A | LTH-65 G |
| VOYAGER | 1999-2000 | GRAND VOYAGER LE | V6-3.8 | F. I. | LTH-81 | LTH-277 A | LTH-134 G / LTH-135 G |
| VOYAGER | 2002-2003 | (GRAND) VOYAGER / LX | V6-3.3 | (VIN R) FI | LTH-81 | LTH-277 A | LTH-134 G |
| VOYAGER | 2004-2005 | BASE / LX | V6-3.3 | V6 MPI | LTH-81 | LTH-277 A | LTH-134 G |
| 500 | 2009 | | L4-1.4 | F. I. | LTH-149 | | LTH-64 G |
| GRANDE PUNTO | 2008 | | L4-1.4 | STARJET / TURBO-T-JET | LTH-149 | | LTH-64 G |
| IDEA | 2006-2009 | ADVENTURE | L4-1.8 | | LTH-46 | LTH-2141 A | LTH-64 G |
| PALIO | 2004-2005 | SEDAN | L4-1.8 | SOHC | | LTH-2141 A | LTH-64 G |
| PALIO | 2006-2008 | SEDAN / HATCHBACK / ADVENTURE | L4-1.8 | SOHC | LTH-46 | LTH-2141 A | LTH-64 G |
| PANDA | 2011 | | L4-1.2 | F. I. | LTH-149 | LTH-2141 A | |
| CLUBWAGON | 1996-1998 | XL 8 pas V8 / Chateau / 7, 12 y 15 pas. | V6-4.9 | F. I. | LTH-1 | LTH-174 A | LTH-1872 G |
| CLUBWAGON | 1999 | XL 8, 12 y 15 pas / Chateau 7 pas / | V8-5.4 | (VIN L) FI | LTH-68 | LTH-1615 A | LTH-1872 G |
| CLUBWAGON | 2000 | XL 8 pas V6 | V6-4.2 | (VIN 2) FI | LTH-3600 | LTH-1615 A | LTH-1872 G |
| CLUBWAGON | 2000 | XL 8 pas V8 / Chateau / 7, 12 y 15 pas. | V8-4.6 | (VIN W) FI | LTH-68 | LTH-1615 A | LTH-10133 G / LTH-986 G |
| CONTINENTAL | 1997-1998 | | V8-4.6 | F.I. (VIN W) | LTH-68 | LTH-1615 A | LTH-47 G |
| COURIER | 2001-2012 | L / XL | L4-1.6 | Zetec Rocam F. I. (OHC 8V) | LTH-3600 | LTH-179 A | LTH-1872 G / LTH-82 G |
| COURIER | 2004-2005 | L, L Plus, XL | L4-1.6 | Zetec Rocam F. I. (OHC 8V) | LTH-3600 | LTH-179 A | LTH-1872 G |
| ECONOLINE | 1999-2000 | E-150 V6 | V6-4.2 | (VIN 2) FI | LTH-3600 | LTH-1615 A | LTH-1872 G |
| ECONOLINE | 2002-2003 | Wagon XL 8, 12 y 15 pas. | V8-5.4 | (VIN L) FI | LTH-68 | LTH-1615 A | LTH-1872 G |
| ECONOLINE | 2004 | E-150 VAN / WAGON | V6-4.2 | F. I. | LTH-3600 | LTH-1615 A | LTH-1872 G |
| ECONOLINE | 2005 | E-150 Wagon y Van | V8-4.6 | F.I. (VIN W) | LTH-68 | LTH-1615 A | LTH-10133 G / LTH-986 G |

| MODELO | AÑO | VERSION | MOTOR | TIPO DE MOTOR | FILTRO ACEITE | FILTRO AIRE | FILTRO GASOLINA |
|------------|-----------|---|---------|------------------------------------|----------------|-------------|-------------------------|
| ECONOLINE | 2006-2013 | E-150 Wagon y Van | V8-4.6 | F.I. (VIN W) | LTH-68 | LTH-1615 A | LTH-10133 G / LTH-986 G |
| ECONOLINE | 2004-2013 | E-150 / E-350 | V8-5.4 | TRITON | LTH-68 | LTH-1615 A | LTH-10133 G / LTH-986 G |
| ECONOLINE | 2006-2013 | E-350 Wagon y Van | V8-5.4 | FI | LTH-68 | LTH-1615 A | LTH-10133 G / LTH-986 G |
| ECONOLINE | 2004-2009 | E SERIES | V8-6.0 | 6.0 L Turbo Diesel | LTH-3752 CT | LTH-10162 A | LTH-1047 G |
| ECOSPORT | 2003-2008 | suv 4X2 | L4-2.0 | F. I. (DOHC 16V) | LTH-3600 | LTH-288 A | LTH-10133 G / LTH-986 G |
| ECOSPORT | 2008-2012 | suv 4X2 | L4-2.0 | F. I. (DOHC 16V) DURATEC | LTH-58 | LTH-10293 A | LTH-10133 G / LTH-986 G |
| EDGE | 2007-2008 | SE / SEL / SEL Premium | V6-3.5 | FI DURATEC | LTH-3600 | LTH-1542 A | |
| EDGE | 2009-2010 | SE / SEL / SEL Premium | V6-3.5 | FI 24 VALV. DOHC | LTH-3600 | LTH-1542 A | |
| EDGE | 2011-2012 | SE / SEL / SEL Premium | V6-3.5 | FI 24 VALV. DOHC | | LTH-1542 A | |
| EDGE | 2013 | SE / SEL / SEL Limited | V6-3.5 | | | LTH-1542 A | |
| ESCAPE | 2002-2005 | XLS / XLT | V6-3.0 | (VIN 1) FI | LTH-68 | LTH-8997 A | LTH-47 G |
| ESCAPE | 2006-2008 | XLS / XLT | V6-3.0 | MPFI Sec (DOHC 24V) | | LTH-8997 A | LTH-47 G |
| ESCAPE | 2009-2012 | XLS / LIMITED | V6-3.0 | Duratec DOHC | | LTH-8997 A | LTH-1872 G |
| ESCAPE | 2005 | XLS L4 | L4-2.3 | MPFI Sec (DOHC 16V) (VIN Z) (PZEV) | LTH-58 | LTH-8997 A | LTH-47 G |
| ESCAPE | 2006-2009 | XLS L4 | L4-2.3 | IVCI | | LTH-8997 A | LTH-47 G |
| ESCAPE | 2010-2012 | XLS / XLT | L4-2.5 | FI 16V DOHC | LTH-58 | | LTH-1872 G |
| ESCAPE | 2013 | S / SE | L4-2.5 | TIVCT | LTH-58 | | |
| ESCAPE | 2010-2012 | HYBRID | L4-2.5 | | LTH-58 | LTH-10170 A | LTH-1872 G |
| ESCORT | 1992-1996 | Sedan / Wagon | L4-1.9 | (VIN J) FI | LTH-3600 | LTH-277 A | LTH-47 G |
| ESCORT | 1994-1996 | GT | L4-1.8 | F.I. (VIN 8) | | | LTH-47 G |
| ESCORT | 1996-1999 | Sedan / LX / LX Sport / Guayin SOHC | L4-2.0 | (VIN P) FI SOHC | LTH-3600 | LTH-130 A | LTH-30 G |
| ESCORT | 1997-2000 | ZX2 Coupe Tipico / semiequipado / equipado DOHC | L4-2.0 | (VIN 3) FI DOHC | | LTH-130 A | LTH-30 G |
| EXCURSION | 2001-2005 | | V8-5.4 | | | LTH-1615 A | LTH-1872 G |
| EXCURSION | 2002-2003 | Eddie Bauer | V10-6.8 | (VIN S) FI | LTH-68 | LTH-1615 A | LTH-1872 G |
| EXCURSION | 2005 | Eddie Bauer 4x2 | V10-6.8 | (VIN S) FI | LTH-68 | LTH-1615 A | |
| EXPEDITION | 1997-1998 | XLT Plus 4.6 | V8-4.6 | (VIN W) FI | LTH-68 | LTH-1615 A | LTH-1872 G |
| EXPEDITION | 1997-1998 | XLT Plus 5.4 | V8-5.4 | (VIN L) FI | LTH-68 | LTH-1615 A | LTH-1872 G |
| EXPEDITION | 1998-2000 | Eddie Bauer 5.4 | V8-5.4 | (VIN L) FI | LTH-68 | LTH-1615 A | LTH-1872 G |
| EXPEDITION | 1999-2003 | XLT | V8-4.6 | (VIN W) FI | LTH-68 | LTH-1615 A | LTH-10133 G / LTH-986 G |
| EXPEDITION | 2004 | XLT | V8-4.6 | VIN W | LTH-68 | LTH-1615 A | |
| EXPEDITION | 2005-2007 | XLT | V8-4.6 | FI 16 Y 24V | LTH-68 | LTH-1615 A | LTH-10133 G / LTH-986 G |
| EXPEDITION | 1997-2003 | XLT Plus 5.4 / Eddie Bauer 5.4 / | V8-5.4 | (VIN L) FI | LTH-68 | LTH-1615 A | LTH-1872 G |
| EXPEDITION | 2004 | Eddie Bauer 4x2 y 4x4 | V8-5.4 | (SOHC) 24V | LTH-68 | LTH-1615 A | |
| EXPEDITION | 2005 | XLT Tela / Eddie Bauer / Limited 4x4 | V8-5.4 | (SOHC) 24V | LTH-68 | | |
| EXPEDITION | 2004 | Eddie Bauer 4x2 y 4x4 | V8-5.4 | F. I. | LTH-68 | LTH-1615 A | |
| EXPEDITION | 2005 | XLT Tela / Eddie Bauer / Limited 4x4 | V8-5.4 | (SOHC) 24V | LTH-68 | | |
| EXPEDITION | 2006 | XLT Tela / Eddie Bauer / Limited 4x4 | V8-4.6 | FI 16V | LTH-68 | LTH-1615 A | LTH-10166 G |
| EXPEDITION | 2006 | XLT Tela / Eddie Bauer / Limited 4x4 | V8-4.6 | FI 16V | LTH-68 | LTH-1615 A | LTH-10133 G / LTH-986 G |
| EXPEDITION | 2007-2009 | FLEX FUEL | V8-5.4 | FI 24V SOHC | LTH-68 | LTH-437 A | |
| EXPEDITION | 2010-2013 | FLEX FUEL | V8-5.4 | SOHC | LTH-68 | LTH-437 A | |
| EXPLORER | 1996-1997 | XL 4x2 | V6-4.0 | (VIN X) FI | LTH-1 | LTH-1616 A | LTH-1872 G |
| EXPLORER | 1996 | XLT 4x2 4x4 V8 / AWD V8 | V8-5.0 | F. I. | LTH-68 / LTH-1 | LTH-1616 A | LTH-1872 G |
| EXPLORER | 1997-1998 | XLT 4x2 4x4 V8 / AWD V8 | V8-5.0 | F. I. | LTH-68 | | LTH-1872 G |
| EXPLORER | 1998 | XL 4x2 V6 / XLT 4x4 V6 | V6-5.0 | (VIN P) FI SOHC | LTH-68 | | LTH-1872 G |

FORD

F

FORD

| MODELO | AÑO | VERSION | MOTOR | TIPO DE MOTOR | FILTRO ACEITE | FILTRO AIRE | FILTRO GASOLINA |
|--------------|-----------|---|---------|-------------------------------------|---------------|-------------|-------------------------|
| EXPLORER | 1999-2000 | Limited AWD / Eddie Bauer AWT V8 / XLT 4x2 | V8-5.0 | (VIN P) FI | LTH-68 | | LTH-10133 G / LTH-986 G |
| EXPLORER | 1999-2000 | Sport 2p 4x2 / XLS 4X2 V6 / XLT / AWD Eddie Bauer | V6-4.0 | (VIN E) FI SOHC | LTH-1 | | LTH-10133 G / LTH-986 G |
| EXPLORER | 2002-2003 | XLS V6 4x2 | V6-4.0 | (VIN E) FI SOHC | LTH-68 | LTH-8997 A | LTH-207 G |
| EXPLORER | 2002-2003 | XLT V8 4x2 / Eddie Bauer 4x2 y 4x4 | V8-4.6 | (VIN W) FI | LTH-68 | LTH-8997 A | LTH-207 G |
| EXPLORER | 2004 | XLS, XLT SPORT, E BAUER 4x2, | V6-4.0 | (VIN E) FI SOHC | LTH-68 | LTH-8997 A | |
| EXPLORER | 2005 | XLS V6 | V6-4.0 | (VIN E) FI SOHC | LTH-68 | LTH-8997 A | |
| EXPLORER | 2005 | XLT V8 4x2 / Eddie Bauer 4x2 y 4x4 / Limited | V8-4.6 | F.I. (VIN W) | LTH-68 | LTH-8997 A | |
| EXPLORER | 2004-2007 | | V6-4.0 | FI | LTH-68 | | LTH-10166 G |
| EXPLORER | 2007-2010 | LIMITED | V8-4.6 | FI | LTH-68 | LTH-1540 A | LTH-10166 G |
| EXPLORER | 2011-2013 | XLT / LIMITED / LTD AWD | V6-3.5 | Cyclone TiVCT 290 hp | | LTH-1542 A | |
| F-150 | 1996-1998 | XL / XLT | V6-4.9 | F. I. | LTH-1 / LTH-9 | LTH-174 A | LTH-1872 G |
| F-150 | 1999-2004 | V6 XL | V6-4.2 | (VIN 2) FI | LTH-3600 | LTH-1615 A | LTH-10133 G / LTH-986 G |
| F-150 | 2005-2006 | XL MID TM / AA / TA AA / XLT TA AA | V6-4.2 | (VIN 2) FI OHV | LTH-3600 | LTH-1615 A | LTH-10133 G / LTH-986 G |
| F-150 | 2007-2010 | XLS | V6-4.2 | 4V DOHC V6 TiVCT | LTH-3600 | LTH-1615 A | LTH-10133 G / LTH-986 G |
| F-250 | 1996-1998 | XL / XLT | V8-5.8 | F. I. | LTH-1 / LTH-9 | LTH-74 A | LTH-47 G |
| F-250 | 1999-2003 | V8 XL / XLT | V8-4.6 | (VIN W) FI | LTH-68 | LTH-1615 A | LTH-10133 G / LTH-986 G |
| F-250 | 2004-2010 | XL / XLT | V8-4.6 | FI SOHC TRITON | LTH-68 | LTH-1615 A | LTH-10133 G / LTH-986 G |
| F-350 | 1996-1998 | Austera 5.8 / XLT | V8-5.8 | F. I. | LTH-68 | LTH-174 A | LTH-1872 G |
| F-350 | 1997-1998 | Austera | V8-5.0 | F. I. | LTH-68 | LTH-1615 A | LTH-1872 G |
| F-350 | 1999-2000 | V8 XL / XLT | V8-5.4 | F. I. | LTH-68 | LTH-1615 A | LTH-1872 G |
| F-350 | 2004-2005 | XL / XLT | V8-5.4 | FI SOHC TRITON | LTH-68 | LTH-1615 A | LTH-1872 G |
| F-350 | 2007-2010 | Super Duty | V8-6.4 | DIESEL TURBO | | LTH-550 A | |
| F-450 | 2005-2010 | | V10-6.8 | TRITON | LTH-68 | LTH-1615 A | LTH-1872 G |
| F-450 | 2011-2012 | | V10-6.8 | TRITON | LTH-68 | LTH-550 A | LTH-10166 G |
| F-450 | 2011-2012 | Super Duty | V8-6.2 | FI. 32 VALV DOHC | LTH-68 | LTH-550 A | |
| F-550 | 2004-2009 | | V10-6.8 | (VIN S) FI MOTOR TRITON GASOLINA/LP | LTH-68 | LTH-1615 A | LTH-1872 G |
| F-550 | 2005-2006 | | V8-6.0 | Power Stroke Turbo Diesel | LTH-68 | LTH-1615 A | LTH-1872 G |
| F-550 | 2010-2012 | SUPER DUTY | V10-6.8 | FI 30 VALV. SOHC | LTH-68 | LTH-550 A | LTH-10166 G |
| F-550 | 2010-2012 | Power Stroke Turbo Diesel | V8-6.2 | FI 32 VALV. DOHC | LTH-68 | LTH-550 A | |
| FAIRMONT | 1978-1984 | ELITE | V8-5.0 | Carb. 2G | LTH-1 | LTH-74 A | LTH-5 G |
| FAIRMONT | 1983-1984 | ELITE II | V6-3.8 | Carb. 2G | LTH-1 | LTH-74 A | LTH-5 G |
| FALCON | 1965-1974 | | V8-4.7 | Carb. 2G | LTH-1 | LTH-80 A | LTH-5 G |
| FIESTA | 1999-2001 | Base y Tipico 3p / 5p 1.3 | L4-1.3 | F. I. (OHC 8V) | LTH-58 | LTH-179 A | LTH-82 G |
| FIESTA | 1999-2001 | Tipico y Equipado 5p 1.4 | L4-1.4 | F. I. (OHC 8V) | LTH-58 | LTH-179 A | LTH-82 G |
| FIESTA | 2002-2004 | Ikon Base / Mid / Power | L4-1.6 | F. I. (OHC 8V) | LTH-3600 | LTH-179 A | LTH-47 G |
| FIESTA | 2005 | Ikon First / First AA / AA | L4-1.6 | FI ZETEC SOHC 8V | LTH-3600 | LTH-179 A | LTH-47 G |
| FIESTA | 2003-2005 | First / Trend Confort | L4-1.6 | F. I. SOHC 8V | LTH-3600 | LTH-9601 A | LTH-10133 G / LTH-986 G |
| FIESTA | 2005-2007 | First / First AA / Trend Confort | L4-1.6 | F. I. ZETEC SOHC 8V | LTH-3600 | LTH-9601 A | LTH-10133 G / LTH-986 G |
| FIESTA | 2005-2010 | SEDAN, First / First AA / Trend Confort | L4-1.6 | F. I. ZETEC SOHC 8V | LTH-3600 | LTH-9601 A | LTH-283 G |
| FIESTA | 2011-2012 | S / SE / SEL | L4-1.6 | F. I. ZETEC SOHC 8V | LTH-58 | LTH-430 A | |
| FIESTA | 2013 | S / SE | L4-1.6 | TiVCT - FWD | LTH-58 | LTH-430 A | |
| FIVE HUNDRED | 2005-2007 | SE / SEL / SEL Premium | V6-3.0 | F. I. DOHC 32V (VIN S) (Duratec) | LTH-68 | | LTH-10133 G / LTH-986 G |
| FOCUS | 2000-2005 | Sedan LX / Wagon | L4-2.0 | F. I.(SOHC 16V) | LTH-3600 | LTH-8969 A | LTH-10133 G / LTH-986 G |

| MODELO | AÑO | VERSION | MOTOR | TIPO DE MOTOR | FILTRO ACEITE | FILTRO AIRE | FILTRO GASOLINA |
|----------|-----------|---------------------------------|--------|------------------------------|---------------|-------------|----------------------------|
| FOCUS | 2002-2003 | Coupe ZTS Piel | L4-2.0 | F. I. (DOHC 16V) Zetec | LTH-3600 | LTH-8969 A | LTH-10133 G / LTH-986 G |
| FOCUS | 2002-2004 | Coupe ZX3 | L4-2.0 | F. I. (DOHC 16V) Zetec | LTH-3600 | LTH-8969 A | LTH-10133 G / LTH-986 G |
| FOCUS | 2003-2004 | Coupe SVT | L4-2.0 | F. I. (DOHC 16V) Zetec | LTH-3600 | LTH-8969 A | LTH-10133 G / LTH-986 G |
| FOCUS | 2000-2007 | Sedan LX | L4-2.0 | F. I. (SOHC 16V) | LTH-3600 | LTH-8969 A | LTH-10133 G / LTH-986 G |
| FOCUS | 2008-2010 | Sedan SE / Sport | L4-2.0 | F. I. (SOHC 16V) | LTH-58 | LTH-1890 A | LTH-207 G |
| FOCUS | 2011-2012 | Sedan HB S / SE / SEL | L4-2.0 | F. I. (SOHC 16V) | LTH-58 | | LTH-207 G |
| FOCUS | 2013 | Sedan HB S / SE / TITANIUM | L4-2.0 | F. I. (SOHC 16V) | LTH-58 | | |
| FREESTAR | 2004-2007 | LX Base / LXPlus / SE / SEL | V6-4.2 | FI SOHC 12V | LTH-3600 | | LTH-10133 G / LTH-986 G |
| FUSION | 2006-2009 | SE | L4-2.3 | F.I. (VIN Z) | LTH-58 | LTH-1572A | |
| FUSION | 2011-2012 | S / SE | L4-2.5 | F.I. (VIN Z) | LTH-58 | LTH-1572A | |
| FUSION | 2010-2012 | SEL | V6-3.0 | DOHC | | LTH-10092 A | |
| FUSION | 2011-2012 | | L4-2.5 | S, SE, SEL | | LTH-1572 A | |
| FUSION | 2013 | SE Luxury / SE Luxury Plus | L4-2.0 | GTDi Turbo Eco-boost™ 240 HP | LTH-58 | | |
| FUSION | 2013 | S / SE | L4-2.5 | iVCT 170 HP | LTH-58 | | |
| GALAXIE | 1965-1979 | 500 | V8-5.8 | Carb. 2G | LTH-1 | LTH-80 A | LTH-5 G |
| GHIA | 1991-1992 | | L4-2.3 | F.I. | LTH-9 | LTH-274 A | LTH-47 G |
| GHIA | 1991-1994 | | V6-3.0 | F.I. | LTH-3600 | LTH-217 A | LTH-47 G |
| IKON | 2006-2010 | | L4-1.6 | Zetec Rocam F. I. (OHC 8V) | LTH-3600 | LTH-179 A | LTH-1872 G |
| IKON | 2011-2012 | SEDAN FIRST | L4-1.6 | F. I. ZETEC SOHC 8V | LTH-3600 | | LTH-283 G |
| IKON | 2011-2013 | HATCH Ambiente / Trend | L4-1.6 | F. I. Duratec DOHC | LTH-3600 | | LTH-283 G |
| KA | 2000-2007 | Base / High | L4-1.6 | F. I. (OHC 8V) | LTH-3600 | LTH-280 A | LTH-10133 G / LTH-986 G |
| LOBO | 1997-1998 | 4x2 / Supercab 4x2 | V8-4.6 | F. I. | LTH-68 | LTH-1615 A | LTH-1872 G |
| LOBO | 1999-2003 | 4x2 / Supercab 4x2 / Sport 4x4 | V8-4.6 | F. I. | LTH-68 | LTH-1615 A | LTH-10133 G / LTH-986 G |
| LOBO | 2002-2003 | Crewcab XLT 4x2 / Lariat 4x4 | V8-5.4 | F. I. | LTH-68 | LTH-1615 A | LTH-10133 G / LTH-986 G |
| LOBO | 2003 | Harley Davidson | V8-5.4 | F. I. | LTH-68 | LTH-1615 A | LTH-10133 G / LTH-986 G |
| LOBO | 2004 | CABINA CORTA Y LARGA | V8-4.6 | F. I. TRITON | LTH-68 | LTH-1615 A | LTH-10133 G / LTH-986 G |
| LOBO | 2004 | CABINA CORTA Y LARGA | V8-5.4 | F. I. TRITON 24V | LTH-68 | LTH-1615 A | LTH-10133 G / LTH-986 G |
| LOBO | 2005-2009 | LARIAT / FX4 | V8-4.6 | F. I. TRITON | LTH-68 | LTH-1615 A | LTH-10166 G |
| LOBO | 2005-2008 | LARIAT RANCH / FX4 / KING RANCH | V8-5.4 | F. I. TRITON SOHC 24V | LTH-68 | LTH-437 A | LTH-10166 G |
| LTD | 1975-1979 | 351 | V8-5.8 | Carb. 2G | LTH-1 | LTH-74 A | LTH-5 G |
| LTD | 1980-1982 | CROWN VICTORIA | V8-5.8 | Carb. 2G | LTH-1 | LTH-74 A | LTH-5 G |
| MAVERICK | 1974-1979 | | V8-4.7 | Carb. 2G | LTH-1 | LTH-80 A | LTH-5 G |
| MONDEO | 2002-2005 | CORE | L4-2.0 | FI DOHC 16V | | LTH-583 A | LTH-212 G |
| MONDEO | 2002-2005 | TREND / GHIA | V6-2.5 | FI DOHC 24V | | LTH-583 A | LTH-212 G |
| MONTEGO | 2006-2007 | | V6-3.0 | FI (VIN 1) | LTH-68 | | LTH-10133 G / LTH-986 G |
| MUSTANG | 1974-1977 | | V8-4.7 | Carb. 2G | LTH-1 | LTH-80 A | LTH-5 G |
| MUSTANG | 1970-1973 | GT 351 / Mach I | V8-5.8 | Carb. 2G | LTH-1 | LTH-80 A | LTH-5 G |
| MUSTANG | 1975-1979 | II | V8-5.0 | Carb. 2G (VIN C) | LTH-1 | LTH-80 A | LTH-5 G |
| MUSTANG | 1975-1979 | GT / FAST BACK | V8-5.8 | Carb. 2G | LTH-1 | LTH-75 A | LTH-5 G |
| MUSTANG | 1980-1993 | GT / FAST BACK | V8-5.0 | F.I. (VIN F) | LTH-9 | LTH-74 A | LTH-5 G |
| MUSTANG | 1994-1999 | | V8-5.0 | F.I. (VIN F) | LTH-1 | | LTH-47 G |
| MUSTANG | 1995-1996 | | V8-4.6 | F.I. (VIN X) GT | LTH-68 | LTH-1615 A | LTH-92 G |
| MUSTANG | 1996-1998 | GT / Convertible | V8-4.6 | F.I. (VIN X) GT | LTH-68 | LTH-1615 A | LTH-47 G |

FORD

F

| MODELO | AÑO | VERSION | MOTOR | TIPO DE MOTOR | FILTRO ACEITE | FILTRO AIRE | FILTRO GASOLINA |
|-------------|-----------|--|--------|--------------------------|---------------|-------------|-------------------------|
| MUSTANG | 1997 | GT Cobra | V8-4.6 | F.I. (VIN V) Cobra | LTH-68 | LTH-1615 A | LTH-47 G |
| MUSTANG | 1999-2000 | GT / Convertible | V8-4.6 | F.I. (VIN X) GT | LTH-68 | LTH-1615 A | LTH-10133 G / LTH-986 G |
| MUSTANG | 2001-2003 | GT | V8-4.6 | F.I. (VIN X) GT | LTH-68 | LTH-1615 A | LTH-10133 G / LTH-986 G |
| MUSTANG | 2004 | BASE / EQUIPADO | V8-4.6 | F.I. DOHC 32V (VIN X) GT | LTH-68 | LTH-1615 A | LTH-10133 G / LTH-986 G |
| MUSTANG | 2005-2010 | COUPE V6 / GT | V6-4.0 | FI | LTH-68 | LTH-9895 A | |
| MUSTANG | 2005-2010 | GT Base TM / GT equipado VIP TA | V8-4.6 | F. I. (DOHC 24V) MPFI | LTH-68 | | |
| MUSTANG | 2010-2013 | Coupe de Lujo V6 AT | V6-3.7 | F. I. (DOHC 24V) MPFI | | | LTH-10166 G |
| MUSTANG | 2014 | ST | V6-3.7 | Ti-VCT V6 | | | LTH-10166 G |
| MUSTANG | 2010-2012 | GT equipado VIP TA | V8-5.0 | F. I. (DOHC 24V) MPFI | | | LTH-10166 G |
| MYSTIQUE | 1995-1997 | GS-14 ZETEC | L4-2.0 | F.I. (VIN 3) (Zetec) | LTH-68 | LTH-127 A | LTH-47 G |
| MYSTIQUE | 1996-2000 | V6 LS / LS Plus | V6-2.5 | F. I. (DOHC 24V) | LTH-68 | LTH-128 A | LTH-47 G |
| PICK-UP | 1957-1967 | SERIES F | V8 | Carb | | LTH-80 A | |
| PICK-UP | 1968-1978 | | V8-5.0 | Carb. 2G | LTH-1 | LTH-80 A | LTH-19 G |
| PICK-UP | 1986-1989 | F-150, F-250, Camiones F-350 | V8-5.0 | Carb. 2G | LTH-1 | LTH-80 A | LTH-25 G |
| PICK-UP | 1990-1993 | F-150 | V6-4.9 | F. I. | LTH-1 | LTH-5056 A | LTH-32 G |
| RANGER | 1996-1997 | XL Chasis / Pick up corta | L4-2.3 | F. I. | LTH-1 | LTH-1616 A | LTH-1872 G |
| RANGER | 1996-1997 | LWB Chasis / XLT SWB / XLT Supercab / Pick up larga | V6-3.0 | F. I. | LTH-3600 | LTH-1616 A | LTH-1872 G |
| RANGER | 1999-2001 | XL / Chasis / Caja / Supercab | L4-2.5 | F. I. (VIN C) | LTH-3600 | LTH-158 A | LTH-10133 G / LTH-986 G |
| RANGER | 1998-2001 | XL Est Sport V6 / XLT Scab V6 / Supercab | V6-3.0 | F. I. (VIN U) | LTH-3600 | LTH-158 A | LTH-10133 G / LTH-986 G |
| RANGER | 2001-2003 | HD / XL Todas | L4-2.3 | F. I. | LTH-3600 | LTH-158 A | LTH-207 G |
| RANGER | 2004 | Chasis, Cabina, Cabina Regular, Doble Cabina | L4-2.3 | F. I. 16V | LTH-3600 | LTH-158 A | LTH-207 G |
| RANGER | 2001-2006 | 4 p XLT Scab aut. / XL CREW CAB | V6-3.0 | F. I. (FLEX FUEL) | LTH-3600 | | LTH-210 G |
| RANGER | 2005-2012 | XL Chasis, XL Cabina, XL Cabina Regular LWB, XL Doble Cabina 4P / Lujo XLT | L4-2.3 | EFI | LTH-58 | LTH-8243 A | |
| TOPAZ | 1984-1989 | | L4-2.3 | Carb. 1G (VIN R) | LTH-1 | LTH-74 A | LTH-42 G |
| TOPAZ | 1990-1992 | | L4-2.3 | F. I. | LTH-9 | LTH-274 A | LTH-42 G |
| TOPAZ | 1992-1994 | | L4-2.3 | F. I. | LTH-3600 | LTH-217 A | LTH-47 G |
| TAURUS | 1988-1991 | | V6-3.8 | F.I. (VIN 4) | LTH-3600 | LTH-273 A | |
| TAURUS | 1989-1993 | | L4-2.5 | F.I. (VIN D) | LTH-9 | LTH-273 A | |
| TRANSIT | 2008-2009 | PANEL Y VAN | L4-2.2 | DIESEL | LTH-667 CT | | |
| TRANSIT | 2010-2012 | CONNECT | L4-2.0 | F. I. | LTH-58 | | |
| TRANSIT | 2010-2013 | Larga / Corta / Chasis Cabina | L4-2.2 | DIESEL | LTH-341 CT | | |
| THUNDERBIRD | 1985-1989 | | V6-3.8 | Carb. 2G. (VIN D) | LTH-9 | LTH-74 A | LTH-30 G |
| THUNDERBIRD | 1989-1990 | | V6-3.8 | F.I. (VIN 4) | LTH-3600 | LTH-275 A | LTH-30 G |
| THUNDERBIRD | 1990-1994 | | V8-4.6 | F.I. (VIN W) | LTH-3600 | LTH-275 A | LTH-92 G |
| WINDSTAR | 1996-1998 | GL / GL Plus / LX / LX Equip | V6-3.8 | F. I. | LTH-3600 | LTH-1616 A | LTH-1872 G |
| WINDSTAR | 1999-2003 | LX / SE / SEL | V6-3.8 | F. I. | LTH-3600 | LTH-1616 A | LTH-10133 G / LTH-986 G |
| ACADIA | 2011-2013 | SLT1 / SLT2 | V6-3.6 | SIDI V6 | | LTH-3083 A | |
| ACADIA | 2007-2010 | | V6-3.6 | FI 24 VALV. DOHC | LTH-406 | LTH-3083 A | |
| CANYON | 2004-2007 | | L4-2.8 | MFI | LTH-44 | | LTH-581 G |
| CANYON | 2008-2011 | | L4-2.9 | FI | LTH-44 | | |
| SIERRA | 2006-2009 | 4X4 / DENALI | V8-5.3 | SFI, AFM | | LTH-348 A | |
| SIERRA | 2007-2012 | CABINA REGULAR 1SB | V8-5.3 | FI VORTEC FLEXFUEL | LTH-406 | LTH-348 A | |
| SIERRA | 2007-2012 | DOBLE CABINA 1SB | V8-5.3 | AMF | LTH-406 | LTH-348 A | |
| SIERRA | 2007-2013 | Cab. Reg. SLE / Doble Cabina SLT / DENALI 1SC | V8-6.2 | VORTEC SFI FLEXFUEL | LTH-406 | LTH-348 A | |

| | MODELO | AÑO | VERSION | MOTOR | TIPO DE MOTOR | FILTRO ACEITE | FILTRO AIRE | FILTRO GASOLINA | |
|-----------|--------|-----------|---|--------------------|--|-----------------------|-------------|-----------------|-----------|
| GMC | YUKON | 2006 | PAQ. C DENALI AWD | V8-6.0 | SFI VVT | LTH-44 | LTH-348 A | | |
| | YUKON | 2007-2013 | PAQ. C DENALI AWD | V8-6.2 | SFI VVT | LTH-406 | LTH-348 A | | |
| | ACCORD | 1996-1997 | EX / EXR | L4-2.2 | 16 V FI | LTH-6811 | | LTH-160 G | |
| | ACCORD | 1998 | EX / EXR | L4-2.3 | F.I. V-TEC (SU-LEV) 16V | LTH-6811 | LTH-3395 A | | |
| | ACCORD | 1998 | EX V6 | V6-3.0 | (VTEC) 24V | LTH-6811 | LTH-8033 A | | |
| | ACCORD | 1999-2001 | Sedan LX / EX V6 y Coupe / EX-R V6 | V6-3.0 | (VTEC) 24V | LTH-6811 | LTH-8033 A | | |
| | ACCORD | 1999-2002 | EX L4 / EX-R L4 | L4-2.3 | F.I. V-TEC (SU-LEV) 16V | LTH-6811 | LTH-3395 A | | |
| | ACCORD | 2002 | EX-R Aut | L4-2.4 | F. I. | LTH-149 | | LTH-161 G | |
| | ACCORD | 2002 | Sedan LX / EX V6 y Coupe | V6-3.0 | F.I. (VTEC) 24V | LTH-6811 | | LTH-297 G | |
| | ACCORD | 2003 | LX / EX L4 | L4-2.4 | (i-VTEC) | LTH-149 | | LTH-161 G | |
| | ACCORD | 2004 | LX / EX L4i-VTEC | L4-2.4 | FI (i-VTEC) 24V DOHC | LTH-149 | | LTH-161 G | |
| | ACCORD | 2003 | Sedan LX / EX V6 y Coupe | V6-3.0 | (VTEC) 24V | LTH-149 | | LTH-297 G | |
| | ACCORD | 2004-2007 | Sedan LX / EX V6 y Coupe | V6-3.0 | FI (VTEC) 24V SOHC | LTH-149 | | LTH-297 G | |
| | ACCORD | 2005-2007 | Sedan LX / EX | L4-2.4 | FI (i-VTEC) 16V DOHC | LTH-149 | | LTH-161 G | |
| | ACCORD | 2008-2012 | Sedan LX / EX | L4-2.4 | FI (i-VTEC) 16V DOHC | LTH-149 | LTH-193 A | | |
| | ACCORD | 2013 | Sedan LX / EXL / EXL Navi | L4-2.4 | FI (i-VTEC) 16V DOHC | LTH-149 | LTH-193 A | | |
| | ACCORD | 2008-2012 | Sedan EX V6 y Coupe MT | V6-3.5 | F.I. (SOHC) 24V | LTH-149 | LTH-171 A | | |
| | ACCORD | 2013 | Sedan EXL V6 Navi / Coupe V6 Navi / Crosstour | V6-3.5 | F.I. (SOHC) 24V | LTH-149 | LTH-171 A | | |
| | HONDA | CITY | 2010-2013 | LX / EX | L4-1.5 | i-VTEC® 16V SOHC | LTH-149 | LTH-10650 A | |
| | | CIVIC | 1997-2000 | EX-R Coupe SiR Std | L4-1.6 | FI. (VTEC) (EX Model) | LTH-6811 | LTH-7764 A | LTH-160 G |
| CIVIC | | 2001-2003 | Coupe / EX / LX | L4-1.7 | (VTEC) FI | LTH-149 | LTH-8911 A | LTH-161 G | |
| CIVIC | | 2004 | SEDAN LX / SEDAN EX | L4-1.7 | FI (VTEC-E) 16V SOHC | LTH-149 | LTH-8911 A | LTH-161 G | |
| CIVIC | | 2005 | SEDAN LX SE / EX SE. COUPE EX SE | L4-1.7 | FI (VTEC-E) 16V SOHC | LTH-149 | LTH-8911 A | LTH-161 G | |
| CIVIC | | 2005-2011 | HYBRID | L4-1.3 | 4 cyl. 1.3L FI. (i-VTEC) & Electric Motor | LTH-149 | | | |
| CIVIC | | 2012-2013 | HYBRID | L4-1.5 | 4 cyl. 1.5 L FI. (i-VTEC) & Electric Motor | LTH-149 | | | |
| CIVIC | | 2006-2009 | LX / DX / EX / GX (CNG) | L4-1.8 | 4 cyl. 1.8L FI. (i-VTEC) | LTH-149 | | | |
| CIVIC | | 2002-2005 | SI / SIR | L4-2.0 | 4 cyl. 2.0L FI. (i-VTEC) | LTH-149 | | LTH-292 G | |
| CIVIC | | 2006-2010 | SI / SIR | L4-2.0 | 4 cyl. 2.0L FI. (i-VTEC) | LTH-149 | | LTH-310 G | |
| CIVIC | | 2013 | Sedan LX / EX / EXL / Coupe | L4-1.8 | i-VTEC® 16V SOHC | LTH-149 | LTH-340 A | | |
| CIVIC | | 2013 | Si | L4-1.8 | i-VTEC® 16V SOHC | LTH-149 | | | |
| CR-V | | 2001-2004 | | L4-2.4 | FI (i-VTEC) 16V DOHC | LTH-6811 | LTH-9493 A | | |
| CR-V | | 2005-2006 | | L4-2.4 | FI (i-VTEC) 16V DOHC | LTH-149 | LTH-7764 A | | |
| CR-V | | 2007-2009 | LX / EX / EXL | L4-2.4 | FI (i-VTEC) 16V DOHC | LTH-149 | LTH-341 A | | |
| CR-V | | 2010-2013 | LX / EX / EXL | L4-2.4 | FI (i-VTEC) 16V DOHC | LTH-149 | LTH-10885 A | | |
| CR-Z | | 2011-2013 | HYBRID | L4-1.5 | 4 cyl. 1.5 L FI. (i-VTEC) & Electric Motor | LTH-149 | | | |
| FIT | | 2007-2013 | LX / EX | L4-1.5 | F.I. SOHC (VTEC) 16V | LTH-149 | | | |
| ODYSSEY | | 2000-2004 | ODYSSEY Aut. | V6-3.5 | F.I. (VTEC) 24V | LTH-6811 | | LTH-308 G | |
| ODYSSEY | | 2005-2011 | LX / EX / TOURING | V6-3.5 | FI. (VTEC) 24V SOHC | LTH-149 | LTH-383 A | LTH-309 G | |
| ODYSSEY | | 2012-2013 | LX / EX / TOURING | V6-3.5 | FI. (VTEC) 24V SOHC | LTH-149 | | | |
| PILOT | | 2003-2004 | | V6-3.5 | FI. (VTEC) 24V SOHC | LTH-6811 | | | |
| PILOT | | 2005-2009 | | V6-3.5 | FI. (VTEC) 24V SOHC | LTH-149 | | | |
| PILOT | | 2005-2011 | LX / EXL | V6-3.5 | FI. (VTEC) 24V SOHC | LTH-149 | LTH-383 A | | |
| PILOT | | 2012-2013 | EX / TOURING | V6-3.5 | FI. (VTEC) 24V SOHC | LTH-149 | LTH-383 A | | |
| RIDGELINE | | 2006-2012 | RTL | V6-3.5 | F.I. (VTEC) 24V | LTH-149 | | | |
| RIDGELINE | | 2011-2013 | RTL | V6-3.5 | F.I. (VTEC) 24V | LTH-149 | LTH-10015 A | | |

| | MODELO | AÑO | VERSION | MOTOR | TIPO DE MOTOR | FILTRO ACEITE | FILTRO AIRE | FILTRO GASOLINA |
|-----------------|-----------|-----------|-------------------------------------|---------|-----------------------------|------------------|-------------|-------------------------|
| HUMER | H1 | 2003-2004 | | V8-6.5 | DIESEL TURBO | LTH-205 | | |
| | H2 | 2002 | H2 | V8-6.5 | FI TURBO DIESEL | LTH-205 | | |
| | H3 | 2002 | H3 | V8-6.5 | FI TURBO DIESEL | LTH-205 | | |
| | H2 | 1992-2002 | H2 | V8-6.5 | DIESEL TURBO | LTH-13 / LTH-205 | | |
| | H3 | 1992-2002 | H3 | V8-6.5 | DIESEL TURBO | LTH-13 / LTH-205 | | |
| | H2 | 1995-1996 | H2 | V8-5.7 | FI | LTH-3980 | | |
| | H3 | 1995-1996 | H3 | V8-5.7 | FI | LTH-3980 | | |
| | H2 | 2003-2007 | H2 | V8-6.0 | FI | LTH-406 | | |
| INFINITI | I30 | 1998-2002 | | V6-3.0 | F.I. (VQ30DE) | LTH-149 | LTH-15 A | LTH-63 G |
| | I35 | 2003 | Luxury | V6-3.5 | F.I. (VQ35DE) | LTH-149 | LTH-15 A | |
| | I35 | 2004-2005 | Luxury | V6-3.5 | F.I. (VQ35) 24V DOHC | LTH-149 | LTH-15 A | |
| | M | 2011-2013 | M37 Premium | V6-3.7 | F.I. DOHC 24V CVTCS | LTH-91 | | |
| | M | 2011-2013 | M56 | V8-5.6 | F.I. DOHC 32V CVTCS | LTH-149 | LTH-117 A | |
| | Q45 | 1997-1998 | | V8-4.1 | V8 4.1L F.I. (VIN B) 32V | LTH-149 | | LTH-63 G |
| | Q45 | 1999-2000 | 2000 | V8-4.1 | F.I. (VH41DE) | LTH-149 | | LTH-63 G |
| | Q45 | 2002-2003 | Convenience / Premium | V8-4.5 | F.I. (VIN B) | LTH-149 | | |
| | Q45 | 2004-2005 | Convenience / Premium | V8-4.5 | F.I. (VK45DE) 32V DOHC | LTH-149 | | |
| | QX | 2004-2010 | QX56 | V8-5.6 | F.I. DOHC 32V CVTCS | LTH-149 | LTH-300 A | |
| | QX | 2012-2013 | QX56-7 Pasajeros / QX56-8 Pasajeros | V8-5.6 | F.I. DOHC 32V CVTCS | LTH-149 | | |
| | FX | 2009-2013 | FX35 | V6-3.5 | F.I. DOHC 24V CVTCS | LTH-91 | LTH-117 A | |
| | FX | 2009-2013 | FX50 | V8-5.0 | F.I. DOHC 32V CVTCS | LTH-149 | LTH-117 A | |
| | G37 | 2008-2012 | G37 / G37 PREMIUM / G37 COUPE | V6-3.7 | F.I. DOHC 32V CVTCS | LTH-91 | | |
| | G | 2013 | SEDAN / COUPE | V6-3.7 | F.I. DOHC 32V CVTCS | LTH-91 | | |
| | JX | 2013 | JX FWD / JX AWD / JX AWD PREMIUM | V6-3.5 | F.I. DOHC 24V CVTCS | LTH-91 | LTH-15 A | |
| | M37 | 2011-2013 | G37 / G37 PREMIUM / G37 COUPE | V6-3.7 | F.I. DOHC 32V CVTCS | LTH-91 | | |
| ISUZU | ELF | 2008-2013 | 200, 300 | L4-3.0 | 4JJ1-TC TURBO VGS | | | LTH-289 G |
| | ELF | 2008-2013 | 400, 500, 600, 600 BUS | L4-5.2 | 4HK1-TC TURBO VGS | | | LTH-289 G |
| | FORWARD | 2012-2013 | 800 | L4-5.2 | 4HK1-TC TURBO VGS | | | LTH-289 G |
| | P6 | 2000-2003 | | V6-3.0 | F. I. 24V DOHC | LTH-3600 | | |
| JAGUAR | S-TYPE | 2008 | | V6-2.5 | F. I. 24V DOHC | LTH-3600 | | |
| | S-TYPE | 2001-2008 | | V6-3.0 | F. I. 24V DOHC | LTH-3600 | | LTH-10133 G / LTH-986 G |
| | S-TYPE | 2000-2001 | | V8-4.0 | F. I. 24V DOHC | | | LTH-46 G |
| | S-TYPE | 2002 | | V8-4.0 | F. I. 24V DOHC | | | LTH-10133 G / LTH-986 G |
| | S-TYPE | 2003-2004 | | V8-4.2 | F. I. 32V DOHC SUPERCARGADO | | | LTH-10133 G / LTH-986 G |
| | S-TYPE | 2004-2008 | | V8-4.2 | F. I. 32V DOHC | | | LTH-10133 G / LTH-986 G |
| | XF | 2009 | | V6-3.0 | F. I. 24V DOHC | | | LTH-10133 G / LTH-986 G |
| | XF | 2009-2010 | | V8-4.2 | F. I. 32V DOHC SUPERCARGADO | | | LTH-10133 G / LTH-986 G |
| | XFR | 2010 | | V8-4.2 | F. I. 32V DOHC SUPERCARGADO | | | LTH-10133 G / LTH-986 G |
| | XJ SERIES | 1992-1997 | | L6-4.0 | F. I. | | LTH-VW4 A | LTH-46 G |
| | XJ SERIES | 1992 | | V12-5.3 | F. I. | | | LTH-46 G |
| XJ SERIES | 1993-1997 | | V12-5.3 | F. I. | | LTH-VW4 A | LTH-46 G | |

JAGUAR

| MODELO | AÑO | VERSION | MOTOR | TIPO DE MOTOR | FILTRO ACEITE | FILTRO AIRE | FILTRO GASOLINA |
|-------------|-----------|---------|--------|-----------------------------|---------------|-------------|-------------------------|
| XJ SERIES | 1998-2003 | | V8-4.0 | F. I. 32V DOHC SUPERCARGADO | | | LTH-46 G |
| XJ SERIES | 2004 | | V8-4.2 | F. I. 32V DOHC | | | LTH-46 G |
| XJ SERIES | 2007-2009 | | V8-4.2 | F. I. 32V DOHC | | | LTH-10133 G / LTH-986 G |
| XK SERIES | 1997-2004 | | V8-4.0 | F. I. 32V DOHC | | | LTH-46 G |
| XK SERIES | 2004 | | V8-4.2 | F. I. 32V DOHC | | | LTH-46 G |
| X-TYPE | 2003-2005 | | V6-2.5 | F. I. 24V DOHC | LTH-3600 | | LTH-64 G |
| X-TYPE | 2003-2008 | | V6-3.0 | F. I. 24V DOHC | LTH-3600 | | LTH-64 G |
| VANDEN PLAS | 1992-1997 | | L6-4.0 | F. I. | | LTH-VW4 A | LTH-46 G |
| VANDEN PLAS | 1998-2003 | | V8-4.0 | F. I. 32V DOHC SUPERCARGADO | | | LTH-46 G |

JEEP

| | | | | | | | |
|----------------|-----------|---|--------|-----------------------|----------|------------|-----------|
| CHEROKEE | 1998-2000 | Sport 4x2 y 4x4 | L6-4.0 | (VIN S) FI | LTH-81 | | LTH-99 G |
| COMPASS | 2007-2010 | | L4-2.0 | F. I. | LTH-406 | LTH-489 A | |
| COMPASS | 2011-2013 | Sport / Limited Premium / CVT 4x2 / 4x4 | L4-2.4 | 2.4L cil VVT | LTH-406 | | |
| COMPASS | 2007-2010 | Sport / Limited Premium / CVT 4x2 / 4x4 | L4-2.4 | 2.4L cil VVT | LTH-406 | LTH-489 A | |
| GRAND CHEROKEE | 1996-1998 | Laredo 4x4 / Limited 4x4 | V8-5.2 | (VIN Y) FI | LTH-81 | | LTH-99 G |
| GRAND CHEROKEE | 1997 | Limited 5.2 / Orvis | V8-5.2 | (VIN Y) FI | LTH-81 | | LTH-99 G |
| GRAND CHEROKEE | 1997-1998 | Laredo 4x2 / Limited 4x2 / Laredo SE | L6-4.0 | (VIN S) FI | LTH-81 | | LTH-99 G |
| GRAND CHEROKEE | 1998 | Limited 5.9 | V8-5.9 | (VIN Z) FI | LTH-81 | | |
| GRAND CHEROKEE | 1999-2000 | Limited 4x2 y 4x4 | V8-4.7 | (VIN N) FI | LTH-81 | | LTH-214 G |
| GRAND CHEROKEE | 1999-2002 | Limited 4x2 | L6-4.0 | (VIN S) FI | LTH-81 | | LTH-214 G |
| GRAND CHEROKEE | 2001-2002 | Limited 4x4 | V8-4.7 | (VIN N) FI | LTH-81 | | LTH-214 G |
| GRAND CHEROKEE | 2002 | Overland | V8-4.7 | (VIN J) FI HO | LTH-81 | | LTH-214 G |
| GRAND CHEROKEE | 2003 | Limited 4x2 y 4x4 V8 | V8-4.7 | (VIN N) FI | LTH-81 | | LTH-214 G |
| GRAND CHEROKEE | 2004 | SE 4x2 | L6-4.0 | Power Tech | LTH-81 | | LTH-214 G |
| GRAND CHEROKEE | 2004 | Limited 4x2 y 4x4 V8 | V8-4.7 | (VIN N) FI Power Tech | LTH-81 | | LTH-214 G |
| GRAND CHEROKEE | 2005 | Limited 4x2 y 4x4 V8 | V8-4.7 | (VIN N) FI Power Tech | LTH-81 | LTH-477 A | |
| GRAND CHEROKEE | 2003 | Overland | V8-4.7 | (VIN J) FI HO | LTH-81 | | LTH-214 G |
| GRAND CHEROKEE | 2004 | Overland 4x4 | V8-4.7 | HO Power Tech | LTH-81 | | LTH-214 G |
| GRAND CHEROKEE | 2011-2013 | Limited Premium V8 | V8-5.7 | MDS VVT HEMI® MDS | LTH-68 | | |
| GRAND CHEROKEE | 2009-2010 | | V8-5.7 | MDS VVT HEMI® MDS | LTH-68 | | |
| GRAND CHEROKEE | 2005-2008 | | V8-5.7 | F. I. HEMI | LTH-81 | LTH-477 A | |
| LIBERTY | 2002 | 4x2 / 4x4 Limited / Renegade | V6-3.7 | (VIN K) FI | LTH-3600 | LTH-477 A | |
| LIBERTY | 2003-2004 | 4x2 / 4x4 / Sport / Limited / Renegade | V6-3.7 | (VIN K) FI | LTH-3600 | LTH-477 A | |
| LIBERTY | 2005-2008 | Sport / Limited 4x2 y 4x4 | V6-3.7 | (VIN K) FI | LTH-3600 | LTH-477 A | |
| LIBERTY | 2009-2013 | Sport / Limited 4x2 y 4x4 | V6-3.7 | | | LTH-143 A | |
| PATRIOT | 2007-2012 | | L4-2.0 | FI | LTH-406 | LTH-489 A | |
| PATRIOT | 2007-2013 | BASE / SPORT / LIMITED CVT | L4-2.4 | 2.4L cil VVT | LTH-406 | LTH-489 A | |
| WRANGLER | 1996-1997 | convertible / con techo duro | L4-2.5 | (VIN P) FI | LTH-81 | LTH-VW2 A | LTH-214 G |
| WRANGLER | 1998-2003 | SE | L4-2.5 | (VIN P) FI | LTH-81 | | LTH-214 G |
| WRANGLER | 2005 | SE | L4-2.4 | (VIN P) FI Power Tech | LTH-58 | | |
| WRANGLER | 1999-2000 | Sahara | L6-4.0 | (VIN S) FI | LTH-81 | LTH-8205 A | LTH-214 G |
| WRANGLER | 2005-2006 | X / XAT / Rubicon / Rubicon AT | L6-4.0 | Power Tech 4.0L I-6 | LTH-81 | LTH-8205 A | |
| WRANGLER | 2007-2011 | SPORT / RUBICON / SAHARA | V6-3.8 | F. I. | LTH-58 | | |

LAND ROVER

| MODELO | AÑO | VERSION | MOTOR | TIPO DE MOTOR | FILTRO ACEITE | FILTRO AIRE | FILTRO GASOLINA |
|-------------|-----------|---------|--------|---------------|---------------|-------------|-----------------|
| DISCOVERY | 1994-1995 | | V8-3.9 | MFI | LTH-81 | | LTH-46 G |
| DISCOVERY | 1996-1999 | | V8-4.0 | SFI | LTH-81 | | LTH-46 G |
| DISCOVERY | 2000-2002 | | V8-4.0 | SFI | | | LTH-46 G |
| DISCOVERY | 2003-2004 | | V8-4.6 | SFI | LTH-81 | | LTH-46 G |
| LR3 | 2007-2009 | | V6-4.0 | F. I. | LTH-68 | | |
| RANGE ROVER | 1997-1999 | | V8-4.0 | SFI | LTH-81 | | LTH-46 G |
| RANGE ROVER | 1999-2002 | | V8-4.6 | F. I. | LTH-81 | | LTH-46 G |
| RANGE ROVER | 2012-2013 | EVOQUE | L4-2.0 | Si4 | LTH-58 | | |

LINCOLN

| | | | | | | | |
|-----------|-----------|--|--------|--------------------------|----------|------------|-------------------------|
| AVIATOR | 2003-2005 | Base 4x2 / Luxury 4x2 / Ultimate 4X2 / 4X4 | V8-4.6 | F.I. DOHC 32V (VIN H) | LTH-68 | | |
| LS | 2003-2006 | LS V6 / LS V6 PLUS | V6-3.0 | (VIN S) FI 24 V DOHC | LTH-3600 | | LTH-10133 G / LTH-986 G |
| MARK LT | 2005-2006 | | V8-5.4 | F. I. | LTH-68 | | LTH-10166 G |
| MARK LT | 2007-2010 | | V8-5.4 | F. I. | LTH-68 | | LTH-10166 G |
| MARK VIII | 1996 | | V8-4.6 | FI DOHC 32V (VIN H) | LTH-68 | | LTH-92 G |
| MKS | 2009 | | V6-3.7 | F.I. (VIN R) | LTH-3600 | | |
| MKS | 2010-2013 | AWD EcoBoost | V6-3.5 | EcoBoost™ | | LTH-1542 A | |
| MKX | 2007-2009 | Premium V6 AWD Vista Roof | V6-3.5 | Duratec F.I. (VIN C) | LTH-3600 | | |
| MKX | 2013 | AWD / FWD | V6-3.7 | | | LTH-1542 A | |
| MKZ | 2007-2009 | Premium V6 | V6-3.5 | 4 V Duratec F.I. (VIN T) | LTH-3600 | | |
| MKZ | 2010-2012 | | V6-3.5 | | | LTH-1542 A | |
| NAVIGATOR | 1998-2003 | 4x2, 4x4, 4x4 Xenon computadora | V8-5.4 | F. I. (DOHC) 32V | LTH-68 | | LTH-92 G |
| NAVIGATOR | 2004 | Base 4x2 / Ultimate 4x2 y 4x4 | V8-5.4 | F. I. (DOHC) 32V | LTH-68 | | LTH-92 G |
| NAVIGATOR | 2005 | Base 4x2 / Ultimate 4x2 y 4x4 | V8-5.4 | F. I. (DOHC) 32V | LTH-68 | | |
| NAVIGATOR | 2006 | Base 4x2 / Ultimate 4x2 y 4x4 | V8-5.4 | F. I. (DOHC) 32V | | | LTH-10133 G / LTH-986 G |
| NAVIGATOR | 2007 | | V8-5.4 | F. I. (DOHC) 32V | LTH-68 | | LTH-10133 G / LTH-986 G |
| NAVIGATOR | 2005-2007 | 4x2 ULTIMATE / 4x2 L / 4x4 ULTIMATE | V8-5.4 | F. I. (DOHC) 24V | LTH-68 | | LTH-10133 G / LTH-986 G |
| NAVIGATOR | 2008-2012 | 4 X 2 / 4 X 4 / 4 X 2 L | V8-5.4 | SOHC 3V | LTH-68 | LTH-437 A | LTH-207 G |
| TOWN CAR | 1992-1994 | | V8-4.6 | F.I. (VIN W) | LTH-68 | LTH-5056 A | LTH-47 G |
| TOWN CAR | 1996-1997 | Signature / Cartier | V8-4.6 | F.I. (VIN W) | LTH-68 | LTH-5056 A | LTH-47 G |
| TOWN CAR | 1998 | Signature / Cartier | V8-4.6 | F.I. (VIN W) | LTH-68 | LTH-5056 A | LTH-10133 G / LTH-986 G |
| TOWN CAR | 1999-2003 | Cartier | V8-4.6 | FI SOHC 16V | LTH-68 | LTH-5056 A | LTH-10133 G / LTH-986 G |
| TOWN CAR | 2004-2005 | Ultimate | V8-4.6 | FI SOHC 16V | LTH-68 | LTH-5056 A | LTH-10133 G / LTH-986 G |

MAZDA

| | | | | | | | |
|---------|-----------|---|--------|-----------------------------|-----------|------------|--|
| CX-5 | 2013-2014 | i / i Sport / i Grand Touring | L4-2.0 | SKYACTIV®-G, 16 válvulas | LTH-91 | | |
| CX-7 | 2007-2009 | | L4-2.3 | DI TURBO | LTH-70 CT | | |
| CX-7 | 2010-2011 | | L4-2.3 | DI TURBO | LTH-58 | | |
| CX-7 | 2010-2011 | | L4-2.5 | F. I. | LTH-58 | | |
| CX-9 | 2007 | | V6-3.5 | EFI | LTH-3600 | LTH-1542 A | |
| CX-9 | 2008-2013 | Sport Grand Touring 2WD Grand Touring AWD | V6-3.7 | DOHC V6 24 válvulas con VVT | LTH-3600 | LTH-1542 A | |
| MAZDA 2 | 2011-2013 | | L4-1.5 | DOHC 16V | LTH-91 | | |
| MAZDA 3 | 2004 | | L4-2.0 | F. I. / MFI 16V DOHC | | LTH-596 A | |
| MAZDA 3 | 2005-2011 | | L4-2.0 | F. I. / MFI 16V DOHC | LTH-58 | LTH-596 A | |
| MAZDA 3 | 2012-2013 | i / i Touring / s / s Grand Touring | L4-2.0 | DOHC 16V VVT 2000 cc | LTH-58 | LTH-596 A | |
| MAZDA 3 | 2004-2008 | | L4-2.3 | MFI | LTH-70 CT | LTH-596 A | |
| MAZDA 3 | 2009 | | L4-2.3 | DI TURBO | LTH-70 CT | LTH-596 A | |
| MAZDA 3 | 2010-2011 | | L4-2.3 | DI TURBO | LTH-58 | LTH-596 A | |
| MAZDA 3 | 2009 | | L4-2.3 | F. I. | LTH-70 CT | LTH-596 A | |

| | MODELO | AÑO | VERSION | MOTOR | TIPO DE MOTOR | FILTRO ACEITE | FILTRO AIRE | FILTRO GASOLINA |
|----------------------|---------------|-------------------|--|-------------|------------------------------|--------------------|-------------|-------------------------|
| MAZDA | MAZDA 3 | 2010-2011 | | L4-2.5 | F. I. | LTH-58 | LTH-596 A | |
| | MAZDA 3 | 2012-2013 | | L4-2.5 | F. I. DOHC 16V VVT | LTH-58 | LTH-596 A | |
| | MAZDA 5 | 2006-2009 | | L4-2.3 | F. I. 16V DOHC | LTH-70 CT | LTH-596 A | |
| | MAZDA 5 | 2010 | | L4-2.3 | F. I. 16V DOHC | LTH-58 | LTH-596 A | |
| | MAZDA 5 | 2012-2013 | Sport | L4-1.5 | DOHC 16 V VVT | LTH-58 | LTH-596 A | |
| | MAZDA 6 | 2003-2008 | | L4-2.3 | MFI / TURBO | LTH-70 CT | | |
| | MAZDA 6 | 2003-2008 | | V6-3.0 | MFI | LTH-68 | | |
| | MAZDA 6 | 2009 | | L4-2.5 | F. I. 16V DOHC | LTH-70 CT | LTH-1572 A | |
| | MAZDA 6 | 2010-2011 | | L4-2.5 | F. I. | LTH-70 CT / LTH-58 | LTH-1572 A | |
| | MAZDA 6 | 2012-2014 | i Sport / i Grand Touring / i Grand Touring Plus | L4-2.5 | 2.5L SKYACTIV®-G 16 válvulas | LTH-58 | LTH-1572 A | |
| | MAZDA 6 | 2009 | | V6-3.7 | F. I. 24V DOHC | LTH-68 | LTH-1542 A | |
| | MAZDA 6 | 2010-2013 | | V6-3.7 | | LTH-3600 | LTH-1542 A | |
| | MIATA | 2006 | | L4-2.0 | F. I. | LTH-58 | | |
| | MIATA | 2006 | | L4-2.3 | F. I. | LTH-70 CT | | |
| | MIATA | 2009-2011 | | L4-2.0 | F. I. | LTH-58 | | |
| | MX-5 | 2008-2013 | Grand Touring | L4-2.0 | DOHC 16 V VVT (MZR) | LTH-58 | | |
| | RX-8 | 2008-2011 | | R-1.3 | ROTATORIO WANKEL | LTH-91 | | |
| | SPEED | 2008-2010 | | L4-2.0 | F. I. 16V DOHC | LTH-58 | | |
| | SPEED | 2010 | | L4-2.5 | F. I. | LTH-58 | | |
| | SPEED 3 | 2008-2011 | | L4-2.0 | F. I. | LTH-58 | LTH-596 A | |
| SPEED 3 | 2008-2009 | | L4-2.3 | F. I. TURBO | LTH-70 CT | LTH-596 A | | |
| SPEED 3 | 2011 | | L4-2.3 | F. I. TURBO | LTH-58 | LTH-596 A | | |
| SPEED 3 | 2011 | | L4-2.5 | F. I. | LTH-58 | LTH-596 A | | |
| MERCEDES BENZ | C 230 | 1997-2000 | | L4-2.3 | | | | LTH-251 G |
| | CL 55 | 2006 | AMG | V8-5.5 | | | | LTH-251 G |
| | E 430 | 1997 | | V8-4.2 | | | | LTH-251 G |
| | S 430 | 1999-2000 | | V6-3.2 | | | | LTH-251 G |
| | S 600 | 1998-1999 | | V12-6.0 | | | | LTH-251 G |
| | SL 55 | 2003-2009 | AMG | V8-5.5 | | | | LTH-251 G |
| | SL 500 | 1999-2001 | | V8-5.0 | | | | LTH-251 G |
| | SLK-230 | 1998-2001 | | L4-2.3 | | | | LTH-251 G |
| | SPRINTER | 2005-2007 | OM 647 | L5-2.7 | OM647 | | | LTH-276 G |
| | SPRINTER | 2003-2004 | OM 612 | L5-2.7 | OM612 | | | LTH-251 G |
| SPRINTER | 2008-2009 | 315 CDI / 515 CDI | L5-2.7 | OM 646 LA | | | LTH-276 G | |
| MERCURY | CONTOUR | 1996-2000 | Base / Power | L4-2.0 | (VIN 3) FI | LTH-81 | LTH-127 A | LTH-47 G |
| | CONTOUR | 1996-2000 | V6 GS Base / Power / SVP Sport | V6-2.5 | (VIN L) FI | LTH-68 | LTH-128 A | LTH-47 G |
| | CONTOUR | 1999-2000 | V6 SVT | V6-2.5 | (VIN G) FI SVT | LTH-68 | | LTH-47 G |
| | COUGAR | 1985-1989 | | V6-3.8 | Carb. 2G. (VIN D) | LTH-9 | LTH-74 A | |
| | COUGAR | 1989-1990 | | V6-3.8 | F.I. (VIN 4) | LTH-3600 | LTH-275 A | |
| | COUGAR | 1990-1994 | | V8-4.6 | F.I. (VIN W) | LTH-3600 | LTH-275 A | LTH-92 G |
| | GRAND MARQUIS | 1982-1984 | | V8-5.8 | Carb. 4G | LTH-9 | LTH-74 A | LTH-5 G |
| | GRAND MARQUIS | 1992-1997 | | V8-4.6 | F. I. | LTH-68 | LTH-5056 A | LTH-47 G |
| | GRAND MARQUIS | 1998-2006 | BASE / PREMIUM | V8-4.6 | F. I. | LTH-68 | LTH-5056 A | LTH-10133 G / LTH-986 G |
| | MARINER | 2005-2007 | Premier 4x2 y 4WD / FWD | V6-3.0 | Duratec DOHC | LTH-68 | LTH-8997 A | LTH-47 G |
| | MILAN | 2006-2009 | | V6-3.0 | FI (VIN) | LTH-68 | | LTH-10133 G / LTH-986 G |
| | SABLE | 1994-1995 | | V6-3.8 | F.I. (VIN 4) | LTH-3600 | LTH-273 A | LTH-47 G |
| | SABLE | 1996-1998 | GS / LS / LS VIP | V6-3.0 | FI 12V | LTH-3600 | LTH-217 A | LTH-47 G |
| | SABLE | 2000-2004 | LS / LS Premium | V6-3.0 | FI 12V | LTH-3600 | LTH-8997 A | |

| | MODELO | AÑO | VERSION | MOTOR | TIPO DE MOTOR | FILTRO ACEITE | FILTRO AIRE | FILTRO GASOLINA |
|------------|------------|---------------------|---|---------------------------|---|---------------|-------------|-----------------|
| MINI | CLUBMANN | 2005-2007 | | L4-1.6 | 1.6 L OHC 207 HP | LTH-9584 CT | | |
| | CLUBMANN | 2008 | | L4-1.6 | 1.6 L DOHC 172 HP | LTH-9584 CT | | |
| | CLUBMANN | 2008-2013 | | L4-1.6 | F. I. 1598 cm ³ / SOHC / TURBO | LTH-341 CT | | |
| | COOPER | 2005-2008 | COOPER | L4-1.6 | F. I. SOHC | LTH-9584 CT | | |
| | COOPER | 2005-2008 | COOPER S (supercharged) | L4-1.6 | F. I. SOHC / TURBO | LTH-9584 CT | | |
| | COOPER | 2010-2013 | COOPER / COOPER S / CLASSIC / CONVERTIBLE | L4-1.6 | F. I. 1598 cm ³ / SOHC / TURBO | LTH-341 CT | | |
| | COUNTRYMAN | 2011-2013 | CLASSIC / coupe / convertible | L4-1.6 | F. I. 1598 cm ³ | LTH-341 CT | | |
| MITSUBISHI | ECLIPSE | 2003-2005 | GT | V6-3.0 | F.I. (VIN H) | LTH-6811 | | |
| | ECLIPSE | 2006-2011 | GT / Convertible | V6-3.8 | F.I. SOHC 24V | LTH-149 | | |
| | ENDEAVOR | 2004-2011 | Limited // XLS / Limited | V6-3.8 | F. I. SOHC 24V | LTH-149 | | |
| | GALANT | 2003 | ES / LS | V6-3.0 | F.I. (VIN H) | LTH-6811 | | |
| | GALANT | 2004-2011 | ES / ES DIAMOND | L4-2.4 | MIVEC F.I. (VIN F) 16V | LTH-6811 | | |
| | GALANT | 2004 | LS V6 | V6-3.8 | VIN S 24V | LTH-149 | | |
| | GALANT | 2005-2009 | GTS / RALLIART | V6-3.8 | SOHC 24V | LTH-149 | | |
| | LANCER | 2004 | ES / LS / SE | L4-2.0 | F. I. (SOHC) 16V | LTH-149 | LTH-8208 A | |
| | LANCER | 2004-2011 | DE, ES, LS | L4-2.0 | F. I. SOHC 16V | LTH-149 | LTH-8208 A | |
| | LANCER | 2012-2013 | DE / ES | L4-2.0 | MIVEC - DOHC 16V | LTH-6811 | | |
| | LANCER | 2004-2005 | EVOLUTION / FQ300 / VIII | L4-2.0 | F.I. (DOHC) 16V Turbo | LTH-149 | LTH-8208 A | |
| | LANCER | 2004-2005 | Ralliart | L4-2.4 | F. I. (SOHC) 16V | LTH-6811 | LTH-8208 A | |
| | LANCER | 2009-2011 | GTS | L4-2.4 | F. I. (SOHC) 16V | LTH-149 | | |
| | LANCER | 2012-2013 | GTS | L4-2.4 | MIVEC - DOHC 16V | LTH-6811 | | |
| | L200 | 2008-2011 | GASOLINA | L4-2.4 | SOHC 16V | LTH-149 | | |
| | MONTERO | 2003-2004 | Sport XLS / Touring / SR | V6-3.5 | F.I. SOHC 24V (VIN R) | LTH-6811 | | |
| | MONTERO | 2003-2006 | Limited | V6-3.8 | F.I. (SOHC) | LTH-6811 | | |
| | MONTERO | 2005 | Sport XLS | V6-3.5 | F.I. SOHC 24V (VIN R) | LTH-6811 | | |
| | OUTLANDER | 2004 | LS / LXS / LXS Premium | L4-2.4 | MIVEC F.I. (VIN F) 16V | LTH-6811 | LTH-8208 A | |
| | OUTLANDER | 2005-2007 | LS / XLS / LTD | L4-2.4 | MIVEC SOHC 16V | LTH-6811 | LTH-8208 A | |
| OUTLANDER | 2008-2013 | LS / XLS / LTD | L4-2.4 | MIVEC DOHC 16V | LTH-6811 | LTH-10497 A | | |
| OUTLANDER | 2008-2013 | LS / XLS / LTD | V6-3.0 | MIVEC SOHC 24V | LTH-149 | LTH-10497 A | | |
| NISSAN | 240 SX | 1998 | SE / LE | L4-2.4 | F. I. | LTH-3682 | LTH-15 A | LTH-63 G |
| | 300 ZX | 1996 | 2+2 | V6-3.0 | F. I. | LTH-3682 | LTH-17 A | LTH-94 G |
| | 300 ZX | 1996 | Twin turbo | V6-3.0 | F. I. | LTH-3682 | LTH-17 A | LTH-94 G |
| | 350 Z | 2003-2007 | TOURING TM / TOURING TA | V6-3.5 | V135DE DOHC 24V | LTH-91 | LTH-15 A | |
| | 350 Z | 2008-2009 | TOURING TM / TOURING TA | V6-3.5 | V135DE DOHC 24V | LTH-91 | LTH-15 A | |
| | 370 Z | 2009-2013 | TOURING TM / TOURING TA | V6-3.7 | F. I (VQ37VHR) C-VTC VVEL | LTH-91 | | |
| | ALMERA | 2001-2006 | 1.8 Confort | L4-1.8 | F.I. (QG18DE) | LTH-149 | LTH-15 A | |
| | ALTIMA | 1996-1997 | GXE / GLE | L4-2.4 | F.I. (KA24DE) | LTH-3682 | LTH-15 A | LTH-137 G |
| | ALTIMA | 1998-2000 | GXE / GLE | L4-2.4 | F.I. (KA24DE) | LTH-149 | LTH-15 A | LTH-137 G |
| | ALTIMA | 2002-2008 | S / SL | L4-2.5 | F.I. (QR25) DOHC 16V | LTH-149 | LTH-15 A | |
| | ALTIMA | 2009-2013 | Sense / Advance / Advance Navi | L4-2.5 | F.I. (QR25) DOHC 16V | LTH-91 | | |
| | ALTIMA | 2002-2008 | SE V6 / SE 3.5L / COUPE | V6-3.5 | F.I. (VQ35) DOHC 24V | LTH-149 | LTH-15 A | |
| | ALTIMA | 2009-2013 | Exclusive 3.5 / Coupe | V6-3.5 | F.I. (VQ35) DOHC 24V | LTH-91 | LTH-15 A | |
| | APRIO | 2007-2009 | BASE / CUSTOM / EMOTION / PREMIUM | L4-1.6 | FI (K4M) DOHC 16V | LTH-291 | LTH-5724 A | LTH-190 G |
| | APRIO | 2010-2011 | BASE / CUSTOM / EMOTION / PREMIUM | L4-1.6 | FI (K4M) DOHC 16V | LTH-291 | LTH-4616 A | LTH-190 G |
| | ARMADA | 2004-2009 | SE 4x2 SE 4x4, SE 4x4/ SE 4x4 Premium | V8-5.6 | VK56DE (32V DOHC) Endurance | LTH-149 | LTH-300 A | |
| | ARMADA | 2010-2012 | Advance / Exclusive | V8-5.6 | VK56DE (32V DOHC) (CVTCS) | LTH-91 | LTH-300 A | |
| ARMADA | 2013 | Advance / Exclusive | V8-5.6 | VK56DE (32V DOHC) (CVTCS) | | LTH-300 A | | |

| MODELO | AÑO | VERSION | MOTOR | TIPO DE MOTOR | FILTRO ACEITE | FILTRO AIRE | FILTRO GASOLINA |
|------------|------------|---|--------|--|---------------|-------------|-----------------|
| FRONTIER | 2002-2004 | King Cab 4x2 | L4-2.4 | F. I. | LTH-149 | LTH-294 A | LTH-63 G |
| FRONTIER | 2005-2007 | Crew Cab SE 4x2 | L4-2.4 | F. I. (KA24DE) 16V DOHC | LTH-149 | LTH-10254 A | |
| FRONTIER | 2008-2011 | Crew Cab SE 4x2 | L4-2.5 | FI 16V DOHC | LTH-91 | LTH-300 A | |
| FRONTIER | 2002 | Crew Cab 4x2 / 4x4 | V6-3.3 | F. I. | LTH-149 | LTH-15 A | LTH-63 G |
| FRONTIER | 2003-2004 | Crew Cab 4x2 / 4x4 | V6-3.3 | VG33E | LTH-149 | LTH-15 A | LTH-63 G |
| FRONTIER | 2003-2006 | Crew Cab 4x2 / 4x4 | V6-3.3 | VG33E | LTH-149 | LTH-300 A | |
| FRONTIER | 2005-2008 | Crew Cab 4x2 / 4x4 | V6-4.0 | VG33E | LTH-149 | LTH-300 A | |
| FRONTIER | 2009-2010 | Crew Cab 4x2 / 4x4 | V6-4.0 | VG33E | LTH-91 | LTH-300 A | |
| FRONTIER | 2011-2013 | XE / LE | L4-2.4 | F. I. (KA24DEN) 16 V DOHC | LTH-91 | LTH-10254 A | |
| FRONTIER | 2011-2012 | PRO-4X 4x2 / 4x4 | V6-4.0 | VQ40 24V DOHC | LTH-149 | LTH-300 A | |
| FRONTIER | 2013-2014 | PRO-4X (4x2) PRO-4X (4x4) | V6-4.0 | ZV-7 (VQ40) DOHC | | LTH-300 A | |
| HIKARI | 1988-1989 | | L4-1.6 | Carb. 1 Garg. | LTH-37 | LTH-15 A | LTH-39 G |
| HIKARI | 1989-1992 | | L4-1.6 | F.I. | LTH-37 | LTH-15 A | LTH-39 G |
| HIKARI | 1988 | Turbo | L4-1.6 | Carb. 1 Garg. | LTH-37 | LTH-15 A | LTH-39 G |
| HIKARI | 1989-1992 | Turbo | L4-1.6 | F.I. Turbo | LTH-37 | LTH-15 A | LTH-39 G |
| ICHI VAN | 1988-1989 | | L4-1.8 | Carb. | LTH-3682 | LTH-30 A | LTH-1051 G |
| ICHI VAN | 1990-1992 | | L4-1.8 | F. I. | LTH-3682 | LTH-30 A | LTH-1051 G |
| ICHI VAN | 1992-1994 | | L4-2.4 | F. I. | LTH-3682 | LTH-30 A | LTH-39 G |
| JUKE | 2011- 2013 | EXCLUSIVE MT ADVANCE CVT EXCLUSIVE CVT | L4-1.6 | F. I. (MR16DDT) Turbocargado ID 16V (DOHC) | LTH-91 | LTH-117 A | |
| LUCINO | 1996 | GSR | L4-2.0 | F.I. (SR20) | LTH-156 | LTH-15 A | |
| LUCINO | 1996-1997 | GSE | L4-1.6 | F.I. (GA16) | LTH-37 | LTH-15 A | LTH-1051 G |
| LUCINO | 1997-1999 | | L4-2.0 | F.I. (SR20) | LTH-156 | LTH-15 A | |
| LUCINO | 1997-2000 | GSE | L4-1.6 | F.I. (GA16) | LTH-37 | LTH-15 A | LTH-1051 G |
| LUCINO | 2000-2001 | GSR | L4-2.0 | F.I. (SR20) | LTH-149 | LTH-117 A | LTH-137 G |
| LUCINO | 1996-2000 | GSR | L4-2.0 | F.I. (SR20) | LTH-156 | LTH-15 A | |
| MARCH | 2011-2013 | Drive TM / Sense TM / TA / Advance TM / TA / SR TM / TA | L4-1.6 | F. I. (HR16DE) | LTH-91 | LTH-160 A | |
| MAXIMA | 1996-1999 | GXE / GLE 1 / GLE 2 | V6-3.0 | (VQ30DE) FI | LTH-149 | LTH-15 A | LTH-63 G |
| MAXIMA | 2000-2002 | GXE / GLE / SE | V6-3.0 | (VQ30DE) FI DOHC 24V | LTH-149 | LTH-15 A | LTH-63 G |
| MAXIMA | 2003-2005 | GXE / GLE / SE | V6-3.5 | (VQ35) FI | LTH-149 | LTH-15 A | |
| MAXIMA | 2006-2009 | SE Touring / SE Elite / SL / TRACKING / SPORT | V6-3.5 | F.I. (VQ35 DE) DOHC 24V | LTH-91 | LTH-15 A | |
| MAXIMA | 2010-2013 | Sport / SR3.5 / Exclusive | V6-3.5 | F.I. (VQ35 DE) DOHC 24V | LTH-91 | LTH-15 A | |
| MURANO | 2003 | SE AWD / SL 2WD | V6-3.5 | F.I. (DOHC) 24V (VQ35) | LTH-149 | LTH-15 A | |
| MURANO | 2004-2009 | SE AWD / SL 2WD | V6-3.5 | F.I. (DOHC) 24V (VQ35) | LTH-91 | LTH-15 A | |
| MURANO | 2010-2013 | Exclusive CVT / Exclusive CVT AWD | V6-3.5 | F.I. (DOHC) 24V (VQ35) | LTH-91 | LTH-15 A | |
| NINJA | 1987-1988 | | L4-1.6 | F.I. (GA16) | LTH-3682 | LTH-15 A | LTH-39 G |
| NINJA | 1987-1988 | Turbo | L4-1.6 | FI (GA16) Turbo | LTH-3682 | LTH-15 A | LTH-39 G |
| NV2500 | 2012-2013 | NV2500 V6 Toldo estándar TA NV2500 V6 Toldo alto TA | V6-4.0 | ZV7 (VQ40DE) DOHC | LTH-149 | LTH-300 A | |
| NV2500 | 2012-2013 | NV2500 V8 Toldo estándar TA NV2500 V8 Toldo alto TA | V8-5.6 | ZH-2 (VK56DE) DOHC | LTH-149 | LTH-300 A | |
| PATHFINDER | 1997-1999 | XE 4x2 / LE 4x2 / LE 4x4 / SE 4x4 / LE 4x4 | V6-3.3 | F. I. | LTH-149 | LTH-15 A | LTH-63 G |
| PATHFINDER | 2000 | XE 4x2 / LE 4x2 / LE 4x4 | V6-3.3 | F. I. (VG33E) | LTH-149 | LTH-15 A | LTH-63 G |
| PATHFINDER | 2001-2004 | XE 4x2 / LE 4x2 / LE 4x4 | V6-3.5 | F. I. (DOHC) 24V VQ35DE | LTH-149 | LTH-15 A | LTH-63 G |
| PATHFINDER | 2005-2009 | SE 4X2 / LE 4X4 | V6-4.0 | F.I. (VQ40DE) 24 V CVTCS | LTH-149 | LTH-300 A | |
| PATHFINDER | 2012 | Sense / Advance / Exclusive | V6-4.0 | VQ40 24V DOHC (CVTCS) | LTH-149 | LTH-300 A | |

NISSAN

| MODELO | AÑO | VERSION | MOTOR | TIPO DE MOTOR | FILTRO ACEITE | FILTRO AIRE | FILTRO GASOLINA |
|------------|-----------|---|--------|---|-------------------|-------------|-----------------|
| PATHFINDER | 2013 | SENSE ADVANCE EXCLUSIVE EXCLUSIVE 4WD | V6-3.5 | VQ35DE 24 (DOHC) (C-VTC) | LTH-91 | LTH-15 A | |
| PATHFINDER | 2004-2009 | ARMADA 4X2 Y 4X4, SE / SE off Road / LE | V8-5.6 | VK56DE (DOHC) | LTH-149 | LTH-300 A | |
| PATHFINDER | 2010 | ARMADA 4X2 Y 4X4, SE / SE off Road / LE | V8-5.6 | VK56DE (DOHC) | LTH-91 | LTH-300 A | |
| PATHFINDER | 2011 | ARMADA 4X2 Y 4X4, SE / SE off Road / LE | V8-5.6 | VK56DE (DOHC) | LTH-149 | LTH-300 A | |
| PICK-UP | 1996-1998 | Tipica / Larga / King Cab / Doble Cabina | L4-2.4 | F.I. (KA24E) | LTH-37 | LTH-294 A | LTH-94 G |
| PICK-UP | 2008-2012 | CABSTAR Estándar / Extendido | L4-2.5 | F. I. (YD25DDTi) DOHC Turbo inter-cooled Diesel | | | LTH-303 G |
| PICK-UP | 1999-2000 | CHASIS, ESTACAS Y PICKUP, DOBLE CABINA, KING CAB, Todos | L4-2.4 | F.I. (KA24E) | LTH-37 / LTH-3682 | LTH-294 A | LTH-137 G |
| PICK-UP | 2001-2004 | CHASIS, ESTACAS Y PICKUP, DOBLE CABINA, KING CAB, Todos | L4-2.4 | F.I. (KA24E) 12V | LTH-156 | LTH-294 A | LTH-137 G |
| PICK-UP | 2005 | CHASIS, ESTACAS, PICKUP, DOBLE CABINA | L4-2.4 | F.I. (KA24DE) 16V | LTH-156 | LTH-294 A | LTH-137 G |
| PICK-UP | 2005 | TITAN 4x2 y 4x4 / Crewcab / Kingcab | V8-5.6 | VK56DE (DOHC) | LTH-149 | | |
| PICK-UP | 2005-2009 | NP-300 (CHASIS, PICKUP, ESTACAS, DOBLE CABINA) | L4-2.4 | F. I. (KA24DEN) DOHC Gasolina Aspiración Normal | LTH-149 | LTH-294 A | LTH-137 G |
| PICK-UP | 2010-2013 | NP-300 (CHASIS, PICKUP, ESTACAS, DOBLE CABINA) | L4-2.4 | F. I. (KA24DEN) DOHC Gasolina Aspiración Normal | LTH-149 | LTH-294 A | |
| PICK-UP | 2007-2013 | NP-300 (CHASIS, PICKUP, DOBLE CABINA 4x2 / 4x4) | L4-2.5 | F. I. (YD25DDTi) DOHC Turbo inter-cooled Diesel | | | LTH-303 G |
| PLATINA | 2005-2006 | 2 LITROS | L4-2.0 | F4R FI (DOHC) 16 V | LTH-291 | LTH-5724 A | LTH-190 G |
| PLATINA | 2002-2010 | Q / K / K Plus / A | L4-1.6 | FI (DOHC) 16 V K4M | LTH-291 | LTH-5724 A | LTH-190 G |
| QUEST | 1997-1999 | XE / GXE / GLE | V6-3.0 | F. I. | LTH-3682 | | LTH-94 G |
| QUEST | 2000-2004 | GXE / GLE | V6-3.3 | F. I. | LTH-149 | LTH-15 A | LTH-63 G |
| QUEST | 2005-2011 | 3.5 / 3.5S / 3.5 SL / 3.5 SE | V6-3.5 | FI (DOHC) 24V (VQ35) | LTH-91 | LTH-15 A | |
| ROGUE | 2008-2009 | SL 2WD / SL AWD | L4-2.5 | 16V DOHC (QR25DE) | LTH-91 | LTH-117 A | |
| ROGUE | 2010-2013 | SL 2WD / SL AWD / SENSE / ADVANCE / EXCLUSIVE | L4-2.5 | 16V DOHC (QR25DE) | LTH-91 | LTH-117 A | |
| SAKURA | 1983-1986 | Todos | L4-1.8 | Carb. 2G | LTH-3682 | LTH-50 A | LTH-45 G |
| SAMURAI | 1984-1989 | Todos | L4-1.8 | Carb. 2G Turbo | LTH-3682 | LTH-3 A | LTH-45 G |
| SENTRA | 1996-1998 | GST / GSX | L4-1.6 | F. I. | LTH-37 | LTH-117 A | LTH-63 G |
| SENTRA | 1996-2000 | 2000 GSS | L4-2.0 | F. I. | LTH-91 | LTH-15 A | LTH-63 G |
| SENTRA | 2002 | SE L1 / L2 | L4-2.0 | F.I. (SR20DE) | LTH-149 | LTH-15 A | LTH-63 G |
| SENTRA | 2002-2003 | XE, GXE L1, GXE L2, SE | L4-1.8 | F.I. (QG18DE) | LTH-149 | LTH-15 A | LTH-271 G |
| SENTRA | 2003 | GXE Sport Std. | L4-1.8 | F.I. (QG18DE) | LTH-149 | LTH-15 A | LTH-271 G |
| SENTRA | 2003-2006 | SE-R | L4-2.5 | F.I. (QR25DE) | LTH-149 | LTH-15 A | LTH-137 G |
| SENTRA | 2004 | LE-2.5 | L4-2.5 | F.I. (QR25DE) | LTH-149 | LTH-15 A | LTH-137 G |
| SENTRA | 2004-2005 | XE / GXE L1 / GXE L2 / GXE SPORT | L4-1.8 | F.I. (QG18DE) | LTH-149 | LTH-15 A | LTH-137 G |
| SENTRA | 2007-2011 | SE-R | L4-2.5 | F.I. (QR25DE) | LTH-91 | LTH-117 A | |
| SENTRA | 2012 | SE-R Spec V | L4-2.5 | TR25 16 (DOHC) | LTH-91 | LTH-117 A | |
| SENTRA | 2007-2012 | Custom / Emotion / SR / Elite | L4-2.0 | F.I. (MR20DE) 16V DOHC | LTH-91 | LTH-1529 A | |
| SENTRA | 2013 | Sense / Advance / SR / Exclusive | L4-1.8 | MR18DE 16V (DOHC) | LTH-91 | LTH-117 A | |
| TIIDA | 2007-2013 | SEDAN Confort / Custom // HB Emotion / SE | L4-1.8 | F. I. (MR18DE) | LTH-91 | | |
| TITAN | 2004-2012 | CREW CAB XE 4X2 / SE 4X2 / LE 4X4 | V8-5.6 | 32V DOHC VK56DE (Endurance) | LTH-149 | LTH-300 A | |
| TITAN | 2013 | S 4x2 S 4x4 SV 4x2 PRO-4X 4x4 SL TEXAS 4x4 | V8-5.6 | 32V DOHC VK56DE (Endurance) | | LTH-300 A | |
| TSUBAME | 1993-2000 | GS / GST / GSX | L4-1.6 | F.I. (GA16DE) | LTH-37 | LTH-15 A | LTH-63 G |

| | MODELO | AÑO | VERSION | MOTOR | TIPO DE MOTOR | FILTRO ACEITE | FILTRO AIRE | FILTRO GASOLINA |
|---------|-------------|------------|--|--------|---|---------------|-------------|------------------|
| NISSAN | TSUBAME | 2001-2004 | GS / GST / GSX | L4-1.6 | F.I. (GA16DE) | LTH-37 | LTH-15 A | LTH-137 G |
| | TSURU | 1984-1989 | TSURU I | L4-1.6 | Carb. 2G | LTH-3682 | LTH-3 A | LTH-45 G |
| | TSURU | 1990-1993 | TSURU II | L4-1.6 | F.I. (GA16DE) | LTH-37 | LTH-6619 A | LTH-39 G |
| | TSURU | 1993-1998 | GSR (incluye GSR 2000) | L4-2.0 | F. I. | LTH-156 | LTH-15 A | LTH-63 G |
| | TSURU | 1996-1997 | GS 2p / GSI 4p / Austero 2 y 4p | L4-1.6 | F. I. | LTH-37 | LTH-117 A | LTH-63G/LTH-137G |
| | TSURU | 1994-1996 | Tipico 2p / Superlujo 4p | L4-1.6 | F.I. (GA16DE) | LTH-37 | LTH-117 A | LTH-63 G |
| | TSURU | 1997-2000 | GS I / GS II / GS II Plus | L4-1.6 | F.I. (GA16DNE) | LTH-37 | LTH-117 A | LTH-63 G |
| | TSURU | 2001-2004 | GS I / GS II / GS II Plus | L4-1.6 | F.I. (GA16DNE) | LTH-37 | LTH-117 A | LTH-137 G |
| | TSURU | 2005-2008 | GS I / GS I 1.5 / GS II | L4-1.6 | F.I. (GA16DNE) 16V DOHC | LTH-3682 | LTH-117 A | LTH-137 G |
| | TSURU | 2009-2010 | GS I / GS I 1.5 / GS II | L4-1.6 | F.I. (GA16DNE) 16V DOHC | LTH-156 | LTH-117 A | LTH-137 G |
| | TSURU | 2011-2013 | GS I / GS I 1.5 / GS II | L4-1.6 | F.I. (GA16DNE) 16V DOHC | LTH-156 | LTH-117 A | LTH-137 G |
| | URVAN | 2000-2004 | GL / DX / panel / 9 pas / 15 pas | L4-2.4 | F.I. (KA24DE) | LTH-149 | LTH-29 A | LTH-63 G |
| | URVAN | 2005-2007 | Larga Toldo Alto y Normal / 9 pas / 15 pas | L4-2.4 | F.I. (KA24DE) | LTH-149 | LTH-29 A | LTH-270 G |
| | URVAN | 2008-2013 | NV 350: Carga TA / Colectivo TA / 9 pas AC / 15 pas AC | L4-2.5 | F.I. (QR25DE) 16V | LTH-149 | LTH-16 A | |
| | URVAN | 2008-2012 | Carga Larga / Ventanas T Alto / Carga T Alto / 15 pas. | L4-3.0 | F.I. (ZD30DDTI) Turbo Diesel c/ Intercooler 16V | LTH-2092 CT | LTH-16 A | |
| | X-TERRA | 2000-2004 | XE 4x2 Std | L4-2.4 | F.I. (KA24DE) 16V DOHC | LTH-149 | LTH-294 A | LTH-63 G |
| | X-TERRA | 2000-2004 | XE 4x2 Aut / XE 4x4 Std y Aut | V6-3.3 | F.I. (VG33E) 12V SOHC | LTH-149 | LTH-15 A | LTH-63 G |
| | X-TERRA | 2005-2009 | S 4x2, SE 4x4 / Off Road 4x4 | V6-4.0 | F.I. (VQ40) 24V DOHC | LTH-149 | LTH-300 A | |
| | X-TERRA | 2010 | S 4x2, SE 4x4 / Off Road 4x4 | V6-4.0 | F.I. (VQ40) 24V DOHC | LTH-91 | LTH-300 A | |
| | X-TERRA | 2011 | S 4x2, SE 4x4 / Off Road 4x4 | V6-4.0 | F.I. (VQ40) 24V DOHC | LTH-149 | LTH-300 A | |
| | X-TRAIL | 2002-2006 | Comfort LE / Lujo SLX | L4-2.5 | F.I. (QR25DE) 16V DOHC | LTH-149 | LTH-15 A | |
| | X-TRAIL | 2007-2009 | LE / SLX / 4WD | L4-2.5 | F.I. (QR25DE) 16V DOHC | LTH-149 | LTH-15 A | |
| | X-TRAIL | 2010-2014 | SENSE / ADVANCE / ADVANCE PIEL / EXCLUSIVE | L4-2.5 | F.I. (QR25DE) 16V DOHC NDIS | LTH-149 | LTH-15 A | |
| | VERSA | 2007-2012 | | L4-1.8 | | LTH-91 | | |
| | VERSA | 2008-2011 | Sense / Advance / Exclusive | L4-1.6 | F.I. (HR16DE) | LTH-91 | | |
| | VERSA | 2012-2014 | Sense / Advance / Exclusive | L4-1.6 | F.I. (HR16DE) | LTH-91 | LTH-160 A | |
| | OLDS MOBILE | SILHOUETTE | 1994-1995 | | V6-3.8 | (VIN L) FI | LTH-46 | LTH-3916 A |
| | SILHOUETTE | 1996-1999 | Custom / Deluxe / Superluxe | V8-5.7 | (VIN R) FI | LTH-205 | | LTH-46 G |
| PEUGEOT | 206 | 1998-2005 | 206 XR / XS 1.4 | L4-1.4 | F. I. | LTH-662 | LTH-1206 A | LTH-190 G |
| | 206 | 2000-2005 | 206 XR | L4-1.6 | F. I. | LTH-141 CT | LTH-1206 A | LTH-190 G |
| | 206 | 2002-2005 | 206 1.6 std, 206 1.6 CC | L4-1.6 | F. I. | | LTH-1406 A | LTH-190 G |
| | 206 | 2004-2007 | XR PRESENCE / XS / XT / CC / Moonlight | L4-1.6 | F. I. | LTH-341 CT | LTH-1406 A | LTH-190 G |
| | 207 | 2006-2007 | Compact 3 y 5 puertas | L4-1.4 | F. I. | | LTH-1206 A | |
| | 207 | 2008-2013 | 5 Puertas / CC | L4-1.6 | F. I. | LTH-341 CT | | LTH-190 G |
| | 208 | 2006-2007 | Compact 3 y 5 puertas | L4-1.6 | F. I. | | LTH-1206 A | |
| | 306 | 1998 | SR | L4-1.6 | F. I. | | | LTH-190 G |
| | 306 | 1998-2003 | 306 1.8 aut | L4-1.8 | F. I. | | LTH-1306 A | LTH-190 G |
| | 306 | 2002-2003 | 306 2.0 AUT | L4-2.0 | F.I. (DOHC) 24V | | | LTH-190 G |
| | 307 | 2003-2004 | XR / XS / XT / SW | L4-2.0 | F.I. (DOHC) 24V | | | LTH-190 G |
| | 307 | 2005-2009 | XR / XT / SW / CC | L4-2.0 | F.I. (DOHC) 24V | | LTH-44 AX | LTH-190 G |
| | 308 | 2009-2011 | | L4-1.6 | F. I. | LTH-341 CT | | |
| | 3008 | 2010-2011 | | L4-1.6 | F. I. | LTH-341 CT | | |
| | 405 | 1998-1999 | 2.0 / SR / SRI | L4-2.0 | F. I. | | | LTH-190 G |

PEUGEOT

| MODELO | AÑO | VERSION | MOTOR | TIPO DE MOTOR | FILTRO ACEITE | FILTRO AIRE | FILTRO GASOLINA |
|---------|-----------|-------------------------------|--------|---------------------------------|---------------|-------------|-----------------|
| 406 | 2000-2003 | 406 TELA | L4-2.0 | F.I. (DOHC) 24V | | | LTH-190 G |
| 406 | 2004 | ST | L4-2.0 | F. I. | | | LTH-190 G |
| 406 | 2000-2003 | 406 PIEL | V6-3.0 | F. I. | | | LTH-190 G |
| 406 | 2005 | ST / AMBIANCE | L4-2.0 | F.I. (DOHC) 24V | | | LTH-190 G |
| 406 | 2004 | SV AMBIANCE | V6-3.0 | F. I. | | | LTH-190 G |
| 406 | 2005 | COUPE 3.0 | V6-3.0 | F. I. | | | LTH-190 G |
| 407 | 2006-2007 | COUPE / SEDAN | V6-3.0 | F. I. | LTH-662 | | LTH-190 G |
| 607 | 2002-2007 | 607 SV 3.0 AUT / SV Pack Auto | V6-3.0 | F. I. | | | LTH-190 G |
| EXPERT | 2008-2009 | | L4-2.0 | HDI DIESEL | | | LTH-305 G |
| MANAGER | 2009 | | L4-3.0 | HDI DIESEL | LTH-141 CT | LTH-44 AT | LTH-280 G |
| PARTNER | 2004 | Furgon/Furgon PLC/Pack Furgon | L4-1.6 | F. I. | | | LTH-190 G |
| PARTNER | 2005-2011 | Base PLC / Pack | L4-1.6 | F. I. | LTH-141 CT | | LTH-190 G |
| PARTNER | 2009-2010 | Diesel | L4-1.6 | HDI DIESEL | LTH-115 CT | LTH-44 AP | |
| PARTNER | 2006-2010 | Grand Raid | L4-1.6 | F. I. | LTH-141 CT | LTH-9315 A | LTH-190 G |
| PARTNER | 2011-2012 | Grand Raid | L4-1.6 | F. I. | LTH-141 CT | | LTH-190 G |
| RCZ | 2012 | | L4-1.6 | F. I. Turbo High Pressure 200hp | LTH-341 CT | | LTH-190 G |

PONTIAC

| | | | | | | | |
|------------|-----------|------------------------|--------|-----------------|----------------|------------|-----------|
| AZTEC | 2001-2005 | | V6-3.4 | F. I. | LTH-46 | LTH-164 A | LTH-290 G |
| BONEVILLE | 1994-2000 | | V6-3.8 | F. I. | LTH-46 | | LTH-66 G |
| BONEVILLE | 2001-2005 | | V6-3.8 | F. I. | LTH-46 | LTH-164 A | LTH-290 G |
| FIREBIRD | 1996-1999 | | V8-5.7 | (VIN P) FI | LTH-44 | LTH-165 A | LTH-66 G |
| G2 | 2005-2010 | MATIZ | L4-1.0 | MPFI | | LTH-323 A | LTH-419 G |
| G3 | 2007 | | L4-1.6 | F. I. | LTH-46 | LTH-9902 A | LTH-247 G |
| G3 | 2008 | | L4-1.6 | F. I. | LTH-46 | LTH-9902 A | LTH-247 G |
| G3 | 2009-2010 | | L4-1.6 | F. I. | LTH-46 | LTH-9902 A | LTH-294 G |
| G4 | 2005-2006 | D / E / F | L4-2.2 | ECOTEC DOHC 16V | LTH-46 | LTH -164 A | LTH-64 G |
| G-5 | 2007-2008 | | L4-2.2 | F. I. | LTH-49 CT | | |
| G-5 | 2009-2010 | | L4-2.2 | F. I. | LTH-49 CT | | |
| G-5 | 2007-2009 | | L4-2.4 | F. I. | LTH-49 CT | | |
| G6 | 2006-2010 | | L4-2.4 | F. I. | | LTH-9948 A | |
| G6 | 1999-2004 | GT / SE | V6-3.4 | F.I. (VIN E) | LTH-46 | LTH-279 A | LTH-66 G |
| G6 | 2005-2006 | F / G | V6-3.5 | SPFI OHV | LTH-46 | | |
| G6 | 2007-2010 | | V6-3.6 | F. I. | LTH-406 | | |
| GRAND AM | 1997-1998 | GTP / GTP Supercargado | V6-3.8 | F.I. (VIN 1) SC | LTH-46 | LTH-164 A | LTH-66 G |
| GRAND PRIX | 1999-2000 | GTP / GTP Supercargado | V6-3.8 | F.I. (VIN 1) SC | LTH-46 | | LTH-66 G |
| GRAND PRIX | 1997-2000 | SE / GT | V6-3.8 | F.I. (VIN K) | LTH-46 | LTH-233 A | LTH-66 G |
| GRAND PRIX | 2000 | GT | V6-3.8 | F.I. (VIN K) | LTH-46 | | LTH-66 G |
| GRAND PRIX | 1965-1975 | Sedan | L6-3.8 | Carb. 1 G | LTH-3 / LTH-13 | LTH-50 A | LTH-5 G |
| SOLSTICE | 2006-2010 | | L4-2.4 | F. I. | LTH-49 CT | | |
| SOLSTICE | 2007-2010 | | L4-2.0 | DI TURBO | LTH-49 CT | | |
| SUNFIRE | 1995-2005 | Coupe 2p | L4-2.2 | F. I. | LTH-49 CT | LTH-3916 A | LTH-66 G |
| SUNFIRE | 1995-2002 | Coupe 2p | L4-2.4 | F. I. 16 V DOHC | LTH-44 | LTH-3916 A | |
| TRANS AM | 1994-1996 | Coupe 2p | V8-5.7 | F. I. | LTH-3 | LTH -165 A | LTH-66 G |
| TRANS PORT | 1992-1994 | VAN | V6-3.1 | F. I. | LTH-3980 | LTH-3588 A | |
| TRANS PORT | 1995 | VAN | V6-3.1 | F. I. | LTH-46 | LTH-3916 A | |
| TRANS PORT | 1992-1995 | VAN | V6-3.8 | F. I. | LTH-46 | LTH-3916 A | |
| TRANS PORT | 1996-1997 | VAN | V6-3.4 | F. I. | LTH-46 | LTH-3916 A | |
| TRANS PORT | 1997-1999 | VAN | V6-3.4 | F. I. | LTH-46 | LTH -164 A | LTH-290 G |
| TORRENT | 2006 | SUV | V6-3.4 | F. I. | LTH-46 | | |
| TORRENT | 2007 | SUV | V6-3.4 | F. I. | LTH-46 | | LTH-582 G |

| | MODELO | AÑO | VERSION | MOTOR | TIPO DE MOTOR | FILTRO ACEITE | FILTRO AIRE | FILTRO GASOLINA |
|----------------|------------|-------------------------|--|-----------------------|----------------------|---------------|-------------|-----------------|
| PONTIAC | TORRENT | 2008-2009 | SUV | V6-3.4 | F. I. | LTH-46 | | |
| | TORRENT | 2008-2009 | SUV | V6-3.6 | F. I. | LTH-406 | | |
| RAMBLER | AMERICAN | 1964-1979 | | L6-4.2 | Carb. CID 1G (A) | LTH-20 * | LTH-77 A | LTH-3 G |
| | AMX | 1974-1976 | | L6-3.8 | Carb. CID 1G (E) | LTH-20 * | LTH-77 A | LTH-3 G |
| | CLASSIC | 1961-1976 | | L6-3.8 | Carb. CID 1G (E) | LTH-20 * | LTH-77 A | LTH-3 G |
| | GREMLIN | 1970-1979 | | L6-4.2 | Carb. CID 1G (A) | LTH-20 * | LTH-77 A | LTH-3 G |
| | JAVELIN | 1974-1979 | | L6-3.8 | Carb. CID 1G (E) | LTH-20 * | LTH-77 A | LTH-3 G |
| | JEEP | 1974-1984 | | L6-4.2 | Carb. CID 1G | LTH-20 * | LTH-77 A | LTH-3 G |
| | LERMA | 1980-1983 | | L6-4.2 | Carb. CID 1G (A) | LTH-20 * | LTH-77 A | LTH-3 G |
| | PACER | 1974-1979 | | L6-4.2 | Carb. CID 1G (A) | LTH-20 * | LTH-77 A | LTH-3 G |
| | RALLY | 1964-1986 | | L6-4.2 | Carb. CID 1G (A) | LTH-20 * | LTH-77 A | LTH-3 G |
| | WAGONEER | 1970-1986 | | L6-4.2 | Carb. CID 1G (A) | LTH-20 * | LTH-77 A | LTH-3 G |
| RENAULT | ALLIANCE | 1984-1986 | | L4-1.4 | Carb. 1 Garg. | LTH-22* | | LTH-4 G |
| | CLIO | 2002-2004 | 1.6 AUTHENTIQUE, EXPRESSION, MTV | L4-1.6 | F I (DOHC) 16 V | LTH-291 | LTH-5724 A | LTH-190 G |
| | CLIO | 2002-2007 | 2.0 SPORT | L4-2.0 | F I (DOHC) 16 V | LTH-291 | LTH-5724 A | LTH-190 G |
| | CLIO | 2005-2007 | 1.6 Authentique / Expression / Initiale / MP3 / Campus | L4-1.6 | K4M F I (DOHC) 16 V | LTH-291 | LTH-5724 A | LTH-190 G |
| | CLIO | 2005 | TEAM RS | L4-1.6 | F4R F I (DOHC) 16 V | LTH-291 | LTH-5724 A | LTH-190 G |
| | DOMAINE | 1960-1962 | | L4-1.3 | Carb. 1 Garg. | LTH-58 | | LTH-4 G |
| | DUSTER | 2013 | EXPRESSION / DYNAMIQUE | L4-2.0 | F4R F I (DOHC) 16 V | LTH-291 | | |
| | ENCORE | 1985-1986 | ENCORE | L4-1.7 | Carb. 1 Garg. | LTH-22* | | LTH-4 G |
| | ESTAFFETTE | 1964-1972 | | L4-1.3 | Carb. 1 Garg. | LTH-22* | | LTH-4 G |
| | EUROCLIO | 2007-2009 | | L4-1.6 | | | LTH-8200 A | |
| | FLUENCE | 2011-2012 | | L4-2.0 | F. I. 16 V DOHC | LTH-91 | LTH-10651 A | |
| | KANGOO | 2004-2007 | EXPRESS / EXPRESS PACK | L4-1.6 | F I (DOHC) 16 V K4M | LTH-291 | LTH-5724 A | LTH-190 G |
| | KANGOO | 2004-2009 | EXPRESS / EXPRESS PACK | L4-1.6 | F I (DOHC) 16 V K4M | LTH-291 | LTH-5724 A | LTH-190 G |
| | LAGUNA | 2002-2006 | SEDAN / GRAND TOUR | V6-3.0 | F. I (DOHC) 24 V | LTH-291 | | LTH-190 G |
| | MÉGANE | 2001-2002 | AUTHENTIQUE, EXPRESSION, FAIRWAY | L4-2.0 | F I (DOHC) 16 V | LTH-291 | LTH-391 A | LTH-190 G |
| | MÉGANE | 2003-2004 | AUTHENTIQUE, EXPRESSION, FAIRWAY | L4-2.0 | F I (DOHC) 16 V | LTH-291 | LTH-391 A | LTH-190 G |
| | MÉGANE II | 2004 | EXPRESSION | L4-2.0 | F. I. (DOHC) 16V | LTH-291 | LTH-391 A | LTH-190 G |
| | MÉGANE II | 2005-2010 | 3 Y 5 Puertas | L4-2.0 | F. I. (DOHC) 16V | LTH-291 | LTH-391 A | LTH-190 G |
| | MÉGANE II | 2004-2010 | HATCHBACK / SEDAN / COUPE - CABRIOLET | L4-2.0 | F. I. (DOHC) 16V | LTH-291 | LTH-391 A | LTH-190 G |
| | MÉGANE II | 2007-2009 | SEDAN | L4-1.6 | K4M F I (DOHC) 16 V | LTH-291 | LTH-391 A | LTH-190 G |
| | R-10 | 1963-1973 | | L4-1.3 | Carb. 1 Garg. | LTH-58 | LTH-71 A | LTH-4 G |
| | R-12 | 1972-1981 | TL / TS / ROUTIER | L4-1.3 | Carb. 1 Garg. | LTH-22* | | LTH-4 G |
| | R-12 | 1982-1984 | TS / ROUTIER | L4-1.6 | Carb. 1 Garg. | LTH-22* | | LTH-4 G |
| | R-18 | 1980-1984 | TL / TX | L4-1.6 | Carb. 1 Garg. | LTH-22* | | LTH-4 G |
| | R-18 | 1984-1986 | 2 LITROS | L4-2.0 | Carb. 1 Garg. | LTH-22* | | LTH-4 G |
| | R-4 | 1970-1976 | L / F | L4-1.3 | Carb. 1 Garg. | LTH-22* | | LTH-4 G |
| | R-5 | 1975-1984 | L / TL / S / MIRAGE / TX | L4-1.4 | Carb. 1 Garg. | LTH-22* | | LTH-4 G |
| | R-8 | 1963-1973 | | L4-1.3 | Carb. 1 Garg. | LTH-58 | LTH-71 A | LTH-4 G |
| | SANDERO | 2010 | EXPRESSION / DYNAMIQUE | L4-1.6 | F. I. K4M 16 V. DOHC | LTH-291 | | LTH-190 G |
| | SANDERO | 2011-2012 | EXPRESSION / DYNAMIQUE | L4-1.6 | F. I. K4M 16 V. DOHC | LTH-291 | | LTH-190 G |
| SCALA | 2011-2012 | EXPRESSION / DYNAMIQUE | L4-1.6 | F. I. QG16 16 V. DOHC | LTH-91 | | | |
| SCÉNIC | 2001 | AUTHENTIQUE, EXPRESSION | L4-2.0 | F I (DOHC) 16 V | LTH-291 | LTH-5724 A | LTH-190 G | |
| SCÉNIC | 2002-2005 | AUTHENTIQUE, EXPRESSION | L4-2.0 | F I (DOHC) 16 V | LTH-291 | LTH-5724 A | LTH-190 G | |
| SCÉNIC II | 2005-2006 | AUTHENTIQUE, EXPRESSION | L4-2.0 | F I (DOHC) 16 V F4R | LTH-291 | LTH-5724 A | LTH-190 G | |
| STEPWAY | 2012 | AUTHENTIQUE, EXPRESSION | L4-2.0 | F. I. K4M 16 V. DOHC | LTH-291 | | LTH-190 G | |

| | MODELO | AÑO | VERSION | MOTOR | TIPO DE MOTOR | FILTRO ACEITE | FILTRO AIRE | FILTRO GASOLINA |
|---------|-----------|-------------------|--|-----------------------|--------------------------------------|---------------|-------------|-----------------|
| RENAULT | TRAFFIC | 2007-2008 | Diesel | L4-1.9 | DIESEL | LTH-291 | LTH-4319 A | |
| | TRAFFIC | 2007-2009 | Diesel | L4-1.9 | DIESEL | | LTH-4319 A | |
| SAAB | SAAB 9-5 | 2004-2009 | Sedan Arc 1SA | L4-2.3 | Turbo | LTH-58 | | |
| | SAAB 9-5 | 2004-2009 | Sedan Aero 1SS | L4-2.3 | Turbo Alto rendimiento | LTH-58 | | |
| SEAT | ALHAMBRA | 2002-2007 | Stella | L4-1.8 | FI (DOHC 20V) | LTH-28 | LTH-731 A | LTH-102 G |
| | ALHAMBRA | 2002-2007 | | V6-2.8 | F. I. | | LTH-731 A | |
| | ALTEA | 2005-2007 | 2.0 FSI | L4-2.0 | 2.0 FSI DOHC 16V | | LTH-VW625 A | |
| | CORDOBA | 2001-2003 | Stella | L4-1.6 | F. I. (SOHC) 8V | LTH-28 | LTH-VW212 A | LTH-168 G |
| | CORDOBA | 2004-2009 | Stella / REFERENCE / BLITZ (TIPTRONIC) | L4-1.6 | F. I. (SOHC) 8V | | LTH-601 A | LTH-276 GS |
| | CORDOBA | 2003-2009 | Signo, Sport / STYLANCE / SPORT | L4-2.0 | F. I. (SOHC) 8V | LTH-28 | LTH-601 A | |
| | IBIZA | 2001-2002 | Stella, Signo, Sport | L4-1.6 | F. I. (SOHC) 8V | LTH-28 | | LTH-168 G |
| | IBIZA | 2004-2005 | Stella | L4-1.6 | F. I. (SOHC) 8V | LTH-28 | | |
| | IBIZA | 2006-2009 | Stella | L4-1.6 | F. I. (SOHC) 8V | LTH-28 | LTH-601 A | |
| | IBIZA | 2005-2007 | FR | L4-1.8 | F. I. (SOHC) 8V | | LTH-601 A | LTH-168 G |
| | IBIZA | 2003-2009 | Stella, Signo, Sport | L4-2.0 | F. I. (SOHC) 8V | LTH-28 | LTH-601 A | |
| | IBIZA | 2004-2005 | Stella | L4-1.8 | F. I. (SOHC) 8V | LTH-28 | | |
| | IBIZA | 2009-2010 | STYLE / SPORT | L4-2.0 | F. I. (SOHC) 8V | LTH-28 | LTH-601 A | |
| | LEON | 2001-2004 | Stella / Signo | L4-1.8 | FI (DOHC 20V) | LTH-28 | LTH-VW621 A | LTH-102 G |
| | LEON | 2001-2003 | Sport Turbo | L4-1.8 | FI (DOHC 20V) | LTH-28 | LTH-VW621 A | LTH-102 G |
| | LEON | 2005 | Signo | L4-1.8 | FI (DOHC 20V) | LTH-28 | LTH-VW621 A | LTH-102 G |
| | LEON | 2004-2005 | Sport Turbo | L4-1.8 | FI (DOHC 20V) | LTH-28 | LTH-VW621 A | LTH-102 G |
| | LEON | 2002-2004 | Cupra R | L4-1.8 | FI (DOHC 20V) | | LTH-VW621 A | LTH-102 G |
| | LEON | 2007-2008 | STYLANCE 2.0 FSI | L4-2.0 | FI Turbo ID | LTH-313 CT | LTH-VW625 A | |
| | LEON | 2007-2008 | Cupra R | L4-2.0 | FI Turbo ID | LTH-313 CT | | |
| LEON | 2008-2009 | | L4-1.4 | TSI | LTH-311 CT | | | |
| TOLEDO | 2001-2004 | Stella / Signo | L4-1.8 | FI (DOHC 20V) | LTH-28 | LTH-VW 621 A | LTH-102 G | |
| TOLEDO | 2005 | Signo | L4-1.8 | FI (DOHC 20V) | LTH-28 | LTH-VW 621 A | LTH-102 G | |
| TOLEDO | 2001-2004 | Sport Turbo | L4-1.8 | FI (DOHC 20V) | LTH-28 | LTH-VW 621 A | LTH-102 G | |
| TOLEDO | 2006-2007 | | L4-2.0 | | | LTH-VW625 A | | |
| TOLEDO | 2010 | | L4-1.6 | | | | LTH-102 G | |
| SMART | FORTWO | 2008-2011 | | L3-1.0 | F. I. | LTH-91 | | |
| | FORTWO | 2003-2005 | | L3-0.7 | F. I. TURBO | | | LTH-190 G |
| SUBARU | FORESTER | 2005-2008 | | B4-2.5 | BOXER F. I. TURBOCARGADO 16 V. DOHC | LTH-91 | LTH-15 A | |
| | FORESTER | 2009-2011 | XT | B4-2.5 | BOXER F. I. TURBOCARGADO 16 V. DOHC | LTH-91 | | |
| | FORESTER | 2012-2012 | | B4-2.5 | BOXER F. I. TURBOCARGADO 16 V. DOHC | LTH-149 | | |
| | IMPREZA | 2005-2007 | | B4-2.0 | BOXER F. I. | LTH-91 | LTH-15 A | |
| | IMPREZA | 2005-2007 | | B4-2.5 | BOXER F. I. | LTH-91 | LTH-15 A | |
| | IMPREZA | 2008-2010 | | B4-2.5 | BOXER F. I. | LTH-91 | | |
| | IMPREZA | 2010-2011 | | B4-2.5 | BOXER F. I. TURBOCARGADO 16 V. DOHC | LTH-91 | | |
| | IMPREZA | 2012-2013 | 2.0i /D1213 2.0i Sport | B4-2.0 | BOXER F. I. INY. SECUENCIAL 16V DOHC | LTH-149 | | |
| | LEGACY | 2005-2006 | | B4-2.5 | BOXER F. I. | LTH-91 | | |
| | LEGACY | 2007-2009 | 2.5i / 2.5i Sport | B4-2.5 | BOXER F. I. SOHC 16V. | LTH-91 | | |
| LEGACY | 2007-2012 | 2.5 GT | B4-2.5 | BOXER F. I. DOHC 16V. | LTH-91 | | | |
| LEGACY | 2010-2012 | 2.5i / 2.5i Sport | B4-2.5 | BOXER F. I. SOHC 16V. | LTH-91 | | | |

| | MODELO | AÑO | VERSION | MOTOR | TIPO DE MOTOR | FILTRO ACEITE | FILTRO AIRE | FILTRO GASOLINA |
|---------------|--------------|------------------------------|---|-----------------|--|---------------|-------------|-----------------|
| SUBARU | OUTBACK | 2005-2009 | 2.5i / 2.5i Ltd | B4-2.5 | BOXER F.I. SOHC 16V. | LTH-91 | | |
| | OUTBACK | 2010-2012 | 2.5i / 2.5i Ltd | B4-2.5 | BOXER F.I. SOHC 16V. | LTH-91 | | |
| | OUTBACK | 2006-2009 | 3.6 R | H6-3.6 | BOXER F.I. DOHC 24 V. | LTH-6811 | | |
| | OUTBACK | 2010-2012 | 3.6 R | H6-3.6 | BOXER F.I. DOHC 24 V. | LTH-6811 | | |
| | TRIBECA | 2011-2012 | 7 P + DVD | H6-3.6 | BOXER F.I. DOHC 24 V. | LTH-6811 | | |
| SUZUKI | FORENZA | 2004-2008 | | L4-2.0 | | LTH-3450A | | |
| | GRAND VITARA | 2003 | | V6-2.7 | | | LTH-244 A | |
| | GRAND VITARA | 1999-2007 | | V6-2.5 | | | LTH-244 A | LTH-261 G |
| | GRAND VITARA | 2009-2011 | | V6-3.2 | F. I. | LTH-406 | | |
| | GRAND VITARA | 2009-2010 | | L4-2.4 | F. I. VVT 16 V | | LTH-10839 A | |
| | GRAND VITARA | 2011-2013 | | L4-2.4 | F. I. VVT 16 V | LTH-156 | LTH-10839 A | |
| | KIZASHI | 2010-2013 | | L4-2.4 | VVT, de 16 válvulas | LTH-156 | | |
| | SWIFT | 2007-2010 | | L4-1.5 | | | LTH-630 A | |
| | SWIFT | 2004-2010 | | L4-1.6 | | LTH-46 | LTH-9902 A | |
| | SX4 | 2007-2013 | SEDAN / CROSSOVER | L4-2.0 | VVT, de 16 válvulas | LTH-156 | LTH-10633 A | |
| | Vitara | 2004-2005 | | V6-2.5 | | | LTH-244 A | LTH-261 G |
| | Vitara | 1999-2003 | | V6-2.5 | | | LTH-244 A | LTH-261 G |
| | Vitara | 1999-2003 | | L4-2.0 | | | LTH-244 A | |
| | Vitara | 1999-2002 | | L4-1.6 | | | LTH-244 A | |
| | X-90 | 1996-1998 | | L4-1.6 | | | LTH-7617A | |
| | XL-7 | 2007-2009 | | V6-3.6 | F. I. DOHC 24V | LTH-406 | LTH-244 A | LTH-261 G |
| XL-7 | 2001-2003 | | V6-2.7 | | | LTH-244 A | LTH-261 G | |
| TOYOTA | 4 RUNNER | 2003-2004 | LIMITED | V8-4.7 | F.I. 32V DOHC (2UZ-FE) | LTH-58 | LTH-286 A | |
| | 4 RUNNER | 2005-2010 | SR5 / LIMITED 3rd ROW / Limited / Limited 3A Fila | V8-4.7 | F.I. 32V DOHC (2UZ-FE) SEFI con VVT-i | LTH-58 | LTH-286 A | |
| | 4 RUNNER | 2011-2012 | | L4-2.7 | F. I. | LTH-58 | | |
| | 4 RUNNER | 2003-2009 | | V6-4.0 | F. I. | LTH-58 | | |
| | AVALON | 2005-2011 | | V6-3.5 | F. I. 24 V | LTH-9972 CT | LTH-320 A | |
| | AVANZA | 2007-2013 | | L4-1.5 | F. I. DOHC | | LTH-1701 A | |
| | CAMRY | 2003-2004 | LE | L4-2.4 | F.I. (2AZ-FE) | LTH-156 | LTH-264 A | |
| | CAMRY | 2005-2006 | LE / XLE L4 | L4-2.4 | F.I. DOHC 16V VVTi (2AZ-FE) | LTH-156 | LTH-264 A | |
| | CAMRY | 2007-2009 | LE / XLE L4 | L4-2.4 | F.I. DOHC 16V VVTi (2AZ-FE) | LTH-156 | LTH-264 A | |
| | CAMRY | 2010-2013 | LE / XLE | L4-2.5 | F.I. DOHC 16V VVTi (2AZ-FE) | LTH-9972 CT | LTH-464 A | |
| | CAMRY | 2003-2006 | XLE / XLE V6 | V6-3.0 | F.I. (1MZ-FE) | LTH-58 | LTH-264 A | LTH-273 G |
| | CAMRY | 2011-2013 | XLE | V6-3.5 | F. I. DOHC | LTH-9972 CT | LTH-320 A | |
| | COROLLA | 2005-2008 | CE / LE / S | L4-1.8 | FI DOHC 16V VVTi (1ZZ-FE) | LTH-156 | | |
| | COROLLA | 2009-2013 | XRS MT, AT WSR / LE XLE | L4-1.8 | FI DOHC 16V VVTi (1ZZ-GE) | LTH-10358 CT | LTH-265 A | |
| | COROLLA | 2009-2012 | XRS MT, AT WSR | L4-2.4 | FI DOHC 16V VVTi ETCS-i (VIN E) (2AZ-FE) | LTH-156 | LTH-320 A | |
| | FJ CRUISER | 2007-2008 | Premium | V6-4.0 | F. I. DOHC | LTH-3600 | LTH-380 A | |
| | FJ CRUISER | 2009 | Premium | V6-4.0 | F. I. DOHC | LTH-58 | LTH-380 A | |
| | FJ CRUISER | 2010 | Premium | V6-4.0 | F. I. DOHC | | LTH-380 A | |
| | HIACE | 2006-2013 | Panel Superlarga / 15 Pasajeros con A/A / Ventanas Superlarga | L4-2.7 | F. I. 16 V DOHC | LTH-58 | LTH-1760 A | |
| | HIGHLANDER | 2004-2006 | | L4-2.4 | F.I. (VIN D) (2AZ-FE) | LTH-156 | LTH-264 A | |
| HIGHLANDER | 2004-2007 | | V6-3.3 | F. I. | LTH-58 | LTH-264 A | | |
| HIGHLANDER | 2008-2013 | Base / Premium / Limited 4WD | V6-3.5 | F. I. DOHC 24 V | LTH-9972 CT | LTH-264 A | | |
| HILUX | 2004-2012 | DOBLE CABINA 1SB | L4-2.7 | DOHC 16 V | LTH-58 | | | |

TOYOTA

| MODELO | AÑO | VERSION | MOTOR | TIPO DE MOTOR | FILTRO ACEITE | FILTRO AIRE | FILTRO GASOLINA |
|--------------|-----------|------------------------------------|--------|---|---------------|-------------|-----------------|
| LAND CRUISER | 2004-2006 | | V8-4.7 | F.I. 32V DOHC (2UZ-FE) | LTH-58 | | |
| LAND CRUISER | 2007 | | V8-4.7 | F.I. 32V DOHC (2UZ-FE) | LTH-3600 | | |
| LAND CRUISER | 2008-2011 | | V8-5.7 | F.I. 32V DOHC (2UZ-FE) | LTH-10295 CT | LTH-10343 A | |
| LAND CRUISER | 2013 | | V8-5.7 | DOHC | LTH-10295 CT | | |
| MATRIX | 2003-2006 | XR / XRS | L4-1.8 | (2ZZ-GE) 16 V FI | LTH-156 | LTH-363 A | |
| MATRIX | 2008 | XR / XRS | L4-1.8 | (2ZZ-GE) 16 V FI | | LTH-363 A | |
| MATRIX | 2009-2011 | XR / XRS | L4-1.8 | (2ZZ-GE) 16 V FI | | LTH-265 A | |
| MATRIX | 2010-2011 | | L4-2.4 | F. I. DOHC 16 V | LTH-156 | LTH-320 A | |
| PRIUS | 2010-2013 | HIBRIDO | L4-1.8 | DOHC | LTH-10358 CT | LTH-10741 A | |
| RAV 4 | 2004-2006 | BASE / L | L4-2.4 | F.I. (2AZ-FE) (DOHC) 16V SEFI con VVT-i | LTH-156 | LTH-293 A | LTH-293 G |
| RAV 4 | 2006-2008 | BASE / L | L4-2.4 | F.I. (2AZ-FE) (DOHC) 16V SEFI con VVT-i | LTH-156 | LTH-320 A | LTH-293 G |
| RAV 4 | 2009-2012 | Base / Base 3a Fila / Sport Piel | L4-2.5 | F.I. (2AZ-FE) (DOHC) 16V SEFI con VVT-i | LTH-9972 CT | LTH-320 A | |
| RAV 4 | 2013 | LE / XLE / Limited / Ltd Platinum | L4-2.5 | F.I. (2AZ-FE) (DOHC) 16V SEFI con VVT-i | LTH-9972 CT | | |
| RAV 4 | 2001-2003 | v6 | V6-3.0 | F.I. (2AZ-FE) (DOHC) 16V SEFI con VVT-i | | LTH-293A | |
| RAV 4 | 2006-2012 | V6 Sport Piel | V6-3.5 | F.I. (2AZ-FE) (DOHC) 16V SEFI con VVT-i | LTH-9972 CT | LTH-320 A | |
| SEQUOIA | 2001-2007 | | V8-4.7 | F. I. DOHC 32 V | LTH-58 | LTH-286 A | |
| SEQUOIA | 2008-2013 | | V8-5.7 | DOHC | LTH-10295 CT | LTH-10343 A | |
| SIENNA | 2003 | XLE | V6-3.0 | F.I. (1MZ-FE) | LTH-58 | | |
| SIENNA | 2004-2007 | LE / XLE / XLE LIMITED | V6-3.3 | FI 16V DOHC VVT-i (3MZ-FE) | LTH-58 | LTH-264 A | |
| SIENNA | 2008-2010 | CE / LE / XLE / XLE Piel / LIMITED | V6-3.5 | FI 16V DOHC VVT-i (3MZ-FE) | LTH-9972 CT | LTH-264 A | |
| SIENNA | 2011-2013 | CE / LE / XLE / XLE Piel / Limited | V6-3.5 | DOHC | LTH-9972 CT | LTH-10755 A | |
| SOLARA | 2005 | SLE COUPE / SLE CONVERTIBLE | V6-3.3 | DOHC 24 V VVT-i V6 | LTH-58 | | |
| SOLARA | 2006 | SLE COUPE / SLE CONVERTIBLE | L4-2.6 | 4 cyl. 2.4L F.I. (VIN E) (2AZ-FE) | LTH-156 | | |
| TACOMA | 2007-2011 | | L4-2.7 | F. I. DOHC | LTH-58 | LTH-10163 A | |
| TACOMA | 2006-2013 | TRD Sport / TRD 4 x 4 | V6-4.0 | F. I. DOHC | LTH-58 | LTH-380 A | |
| TUNDRA | 2005-2009 | | V6-4.0 | F. I. DOHC 24 V | LTH-58 | LTH-380 A | |
| TUNDRA | 2003-2009 | | V8-4.7 | F. I. DOHC | LTH-58 | | LTH-187 G |
| TUNDRA | 2010-2013 | | V8-4.6 | F. I. DOHC | LTH-10295 CT | LTH-10343 A | |
| YARIS | 2003-3005 | HB / SEDAN | L4-1.5 | 16V | | LTH-364 A | |
| YARIS | 2006-2013 | HB 5 / SEDAN PREMIUM AC | L4-1.5 | 16V | | LTH-265 A | |
| AMAROK | 2010-2011 | 2.0 BI Turbo TDI | L4-2.0 | Bi-Turbo | | LTH-VW201 A | LTH-308 GD |
| ATLANTIC | 1981-1987 | Todos | L4-1.6 | Carb. 1 Garg. | LTH-28 | LTH-VW10 A | LTH-298 G |
| BEETLE | 1998-2000 | GL / GLS / CABRIO | L4-2.0 | F. I. | LTH-28 | LTH-VW621 A | LTH-102 G |
| BEETLE | 2001-2003 | GL / GLS / CABRIO | L4-2.0 | F. I. | LTH-28 | LTH-VW621 A | LTH-102 G |
| BEETLE | 2004 | GLS / CABRIOLET | L4-2.0 | F.I. (SOHC) | LTH-28 | LTH-VW621 A | LTH-102 G |
| BEETLE | 2006-2009 | DI | L4-1.9 | Turbo Diesel | | LTH-VW621 A | |
| BEETLE | 2000 | GLS 1.8 Turbo / GLX 1.8 Turbo | L4-1.8 | FI Turbo | LTH-28 | LTH-VW621 A | LTH-102 G |
| BEETLE | 2004-2005 | Sport GLS / Sport GLX Turbo | L4-1.8 | FI Turbo | LTH-28 | LTH-VW621 A | LTH-102 G |
| BEETLE | 2003 | Sport GLS, GLX Turbo | L4-1.8 | FI Turbo | LTH-28 | LTH-VW621 A | LTH-102 G |
| BEETLE | 2003-2005 | Turbo S | L4-1.8 | F.I. H.O Turbo 20V | | LTH-VW621 A | LTH-102 G |

VOLKSWAGEN

T V

| MODELO | AÑO | VERSION | MOTOR | TIPO DE MOTOR | FILTRO ACEITE | FILTRO AIRE | FILTRO GASOLINA |
|----------|-----------|---|--------|--------------------|---------------|-------------|-----------------|
| BEETLE | 2005 | | L5-2.5 | SFI 20 V | LTH-313 CT | LTH-VW621 A | LTH-102 G |
| BEETLE | 2006-2007 | Beetle 2.5 Manual / Tiptronic | L5-2.5 | SFI | LTH-313 CT | LTH-VW621 A | LTH-102 G |
| BEETLE | 2005-2007 | GLS / CABRIOLET | L4-2.0 | F.I. (SOHC) | LTH-28 | LTH-VW621 A | LTH-102 G |
| BEETLE | 2010-2013 | Turbo | L4-2.0 | F.I. | | LTH-VW619 A | |
| BEETLE | 2008-2013 | Beetle 2.5 Manual / Tiptronic // Sport | L5-2.5 | F.I. | LTH-313 CT | LTH-VW625 A | LTH-102 G |
| BEETLE | 2013 | Beetle 2.5 Manual / Tiptronic // Sport | L5-2.5 | F.I. | LTH-313 CT | LTH-VW625 A | |
| BORA | 2006-2010 | Diesel | L4-1.9 | TDI DIESEL 16 V. | LTH-466 CT | LTH-VW621 A | LTH-300 G |
| BORA | 2008-2010 | GLI | L4-2.0 | FSI TURBO | | LTH-VW262 A | |
| BORA | 2006-2010 | Style / Style Active / Sport | L5-2.5 | F. I. 20 V. | LTH-313 CT | LTH-VW625 A | |
| CC | 2009 | Turbo | L4-1.8 | F. I. | | LTH-VW619 A | |
| CC | 2009-2013 | Turbo DSG | L4-2.0 | Turbo TSI | | LTH-VW619 A | |
| CC | 2009-2012 | V6 | V6-3.6 | FI 24 V | LTH-466 CT | LTH-VW618 A | |
| CC | 2013 | V6 TIPTRONIC | V6-3.6 | FI 24 V FSI | | LTH-VW618 A | |
| CLASICO | 2010-2013 | CL Team / GL Team | L4-2.0 | F.I. (SOHC) | LTH-28 | LTH-VW621 A | LTH-102 G |
| CARIBE | 1977-1986 | Todos | L4-1.6 | Carb. 1 Garg. | LTH-28 | LTH-VW10 A | LTH-298 G |
| COMBI | 1974-1987 | Carga (Panel)/ Pasajeros | B4-1.6 | Carb. 1G Enf. Aire | | LTH-VW4 A | LTH-1 G |
| COMBI | 1988 | Carga (Panel)/ Pasajeros | L4-1.8 | Carb. 1G Enf. Agua | LTH-28 | LTH-49 A | LTH-4 G |
| COMBI | 1989-1993 | Carga (Panel)/ Pasajeros | L4-1.8 | F. I. Enf. Agua | LTH-28 | LTH-49 A | LTH-298 G |
| COMBI | 1991-1992 | GP3 / GP4 / B Corrida / Pasillo / Caravelle | L4-1.8 | F. I. Enf. Agua | LTH-28 | LTH-49 A | LTH-251 G |
| CORSAR | 1983-1989 | Todos | L4-1.8 | Carb. 1 Garg. | LTH-28 | | LTH-298 G |
| CRAFTER | 2006-2008 | Crafter 30,35, 50 (2E) | L5-2.5 | TDI DIESEL | LTH-8530 CT | | LTH-301 G |
| DERBY | 1995-1998 | Atlanta / Lujo | L4-1.8 | F. I. | LTH-28 | LTH-VW212 A | |
| CROSSFOX | 2007-2013 | Base + QC + ABS | L4-1.6 | F. I. | | LTH-VW623 A | LTH-252 G |
| DERBY | 1999-2003 | Trendline / Wolsburg | L4-1.8 | F. I. | LTH-28 | LTH-VW212 A | LTH-168 G |
| DERBY | 2001-2007 | Wolsburg Sportline | L4-2.0 | F. I. | LTH-28 | LTH-VW212 A | LTH-168 G |
| DERBY | 2004 | MI / Sportline / Trendline | L4-1.8 | F. I. | LTH-28 | LTH-VW212 A | LTH-168 G |
| DERBY | 2005 | Base / MI | L4-1.8 | F. I. | LTH-28 | LTH-VW212 A | LTH-168 G |
| DERBY | 2006-2009 | Base / MI | L4-1.8 | F. I. | LTH-28 | | |
| EUROVAN | 2002 | Carga / Pasajeros | L5-2.5 | F. I. | | LTH-8651 A | LTH-251 G |
| EUROVAN | 2002-2003 | T4 VR6 | V6-2.8 | F.I. (VR6) | LTH-112 CT | LTH-8651 A | LTH-251 G |
| EUROVAN | 2003 | Carga / Pasajeros | V5-2.5 | F. I. | | LTH-8651 A | LTH-251 G |
| EUROVAN | 2004-2005 | Carga / Pasajeros | L5-2.5 | F.I. (AXK) | | LTH-8651 A | LTH-251 G |
| EUROVAN | 2006-2010 | Carga / Pasajeros | L4-1.9 | TDI DIESEL 16 V. | LTH-466 CT | | |
| GOL | 2009-2011 | CL / GL | L4-1.6 | F. I. | | LTH-VW628 A | LTH-190 G |
| GOL | 2012-2014 | Iq | L4-1.6 | F. I. OHC | | LTH-VW628 A | LTH-190 G |
| GOLF | 1988-1992 | A2 | L4-1.8 | Carb. 1 Garg. | LTH-28 | LTH-VW10 A | LTH-298 G |
| GOLF | 1993-1994 | A2 | L4-1.8 | Carb. 1 Garg. | LTH-28 | LTH-VW121 A | |
| GOLF | 1995-2000 | A3 CABRIO Cabrio HL | L4-2.0 | F. I. | LTH-28 | LTH-VW121 A | LTH-251 G |
| GOLF | 2003-2004 | A3 Cabrio Final Edition | L4-1.8 | F. I. | LTH-28 | LTH-VW621 A | LTH-251 G |
| GOLF | 1996-1998 | A3 CL / Atlanta / City / GL | L4-1.8 | F. I. | LTH-28 | LTH-VW121 A | LTH-251 G |
| GOLF | 1996 | A3 Convertible | L4-2.0 | F. I. | LTH-28 | LTH-VW121 A | LTH-251 G |
| GOLF | 1996-1998 | A3 GTI | L4-2.0 | F. I. | LTH-28 | LTH-VW121 A | LTH-251 G |
| GOLF | 1996-1998 | A3 GTI VR6 | V6-2.8 | F. I. | | LTH-VW121 A | LTH-251 G |
| GOLF | 1999 | A3 Mi | L4-1.8 | F. I. | LTH-28 | LTH-VW121 A | LTH-251 G |
| GOLF | 1999 | A3 VR6 | V6-2.8 | F. I. | | LTH-VW121 A | LTH-251 G |
| GOLF | 2004-2005 | A4 Europa / Trendline / Comfortline | L4-2.0 | F. I. | LTH-28 | LTH-VW621 A | LTH-102 G |
| GOLF | 2001-2003 | A4 Europa / Trendline / Comfortline | L4-2.0 | F. I. | LTH-28 | LTH-VW621 A | LTH-102 G |
| GOLF | 1999-2000 | A4 GL / GTI | L4-2.0 | F. I. | LTH-28 | LTH-VW621 A | LTH-102 G |

VOLKSWAGEN

| MODELO | AÑO | VERSION | MOTOR | TIPO DE MOTOR | FILTRO ACEITE | FILTRO AIRE | FILTRO GASOLINA |
|--------|-----------|--|--------|---------------------------|---------------|-------------|-----------------|
| GOLF | 1999-2001 | Diesel | L4-1.9 | DIESEL TURBO | | LTH-VW621 A | |
| GOLF | 2007 | Diesel | L4-1.9 | DIESEL TURBO | | LTH-VW621 A | |
| GOLF | 1996-2002 | A4 V6 | V6-2.8 | SFI | LTH-112 CT | LTH-VW621 A | LTH-102 G |
| GOLF | 2003 | A4 GTI | L4-1.8 | F. I. | LTH-28 | LTH-VW621 A | LTH-102 G |
| GOLF | 2000-2005 | A4 GTI Turbo | L4-1.8 | FI Turbo | | LTH-VW621 A | LTH-102 G |
| GOLF | 2006-2009 | A4 GTI Turbo | L4-2.0 | FI Turbo 16 V DOHC | LTH-313 CT | LTH-VW619 A | |
| GOLF | 2004-2006 | R32 | V6-3.2 | F. I. 24 V DOHC | | LTH-VW621 A | LTH-102 G |
| GOLF | 2007 | R32 | V6-3.2 | F. I. 24 V DOHC | LTH-466 CT | LTH-VW621 A | |
| GOLF | 2008 | R32 | V6-3.2 | F. I. 24 V DOHC | LTH-466 CT | LTH-VW618 A | |
| GOLF | 2007-2008 | A4 GTI Turbo | L4-2.0 | FI Turbo 16 V DOHC | LTH-313 CT | LTH-VW617 A | |
| GOLF | 2009-2010 | | L4-1.8 | F. I. | LTH-28 | LTH-VW621 A | |
| GOLF | 2010-2011 | Diesel | L4-2.0 | DIESEL TURBO | | LTH-VW619 A | |
| GOLF | 2008-2010 | | L4-2.0 | F. I. | LTH-28 | LTH-VW621 A | |
| GOLF | 2011 | | L4-2.0 | F. I. | | LTH-VW619 A | |
| GOLF | 2007-2013 | GOLF / GTI / Sportwagen | L5-2.5 | SFI 20 V | LTH-313 CT | LTH-VW625 A | |
| GOLF | 2012-2013 | GTI | L4-2.0 | Inyección Directa TSI | | LTH-VW619 A | |
| JETTA | 1988 | A2 | L4-1.6 | Carb. 1 Garg. | LTH-28 | LTH-VW10 A | LTH-298 G |
| JETTA | 1988-1991 | A2 CL / GL | L4-1.8 | Carb. 2 G. | LTH-28 | LTH-VW121 A | LTH-251 G |
| JETTA | 1999 | A3 CL 1.8 | L4-2.0 | F.I. (SOHC) | LTH-28 | LTH-VW121 A | LTH-251 G |
| JETTA | 1992-1995 | A3 CL / GL | L4-1.8 | F. I. | LTH-28 | LTH-VW121 A | LTH-251 G |
| JETTA | 1996-1998 | A3 CL 1.8 / Europa / Atlanta / Europa | L4-1.8 | F. I. | LTH-28 | LTH-VW121 A | LTH-251 G |
| JETTA | 1998-1999 | A3 CL 2.0 | L4-2.0 | F.I. (SOHC) | LTH-28 | LTH-VW121 A | LTH-251 G |
| JETTA | 1996-1998 | A3 Europa 2.0 / GLX | L4-2.0 | F.I. (SOHC) | LTH-28 | LTH-VW121 A | LTH-251 G |
| JETTA | 1996-1999 | A3 VR6 / Carat / GLX | V6-2.8 | F. I. | LTH-112 CT | LTH-VW121 A | LTH-251 G |
| JETTA | 2001 | A4 1.8T | L4-1.8 | (DOHC) FI 20V | LTH-28 | LTH-VW621 A | LTH-102 G |
| JETTA | 2002-2005 | A4 Europa / Comfortline / Trendline | L4-2.0 | F.I. (SOHC) | LTH-28 | LTH-VW621 A | LTH-102 G |
| JETTA | 1999 | A4 GL / GLS / GLX | L4-2.0 | F.I. (SOHC) | LTH-28 | LTH-VW121 A | LTH-251 G |
| JETTA | 1999 | A4 GLS VR6 / GLX VR6 | V6-2.8 | F. I. | LTH-112 CT | LTH-VW121 A | LTH-102 G |
| JETTA | 2000-2003 | A4 Highline Tiptronic | V6-2.8 | (VR6) FI 24V | LTH-112 CT | LTH-VW621 A | LTH-102 G |
| JETTA | 2000-2004 | A4 GLI Turbo | L4-1.8 | (DOHC) FI 20V Turbo | LTH-28 | LTH-VW621 A | LTH-102 G |
| JETTA | 2003-2009 | A4 Sportline | L4-1.8 | (DOHC) FI 20V Turbo | LTH-28 | LTH-VW621 A | LTH-102 G |
| JETTA | 2002 | A4 Sportline / Trendline / Sportline Tiptronic | L4-1.8 | (DOHC) FI 20V | LTH-28 | LTH-VW621 A | LTH-102 G |
| JETTA | 2007-2009 | TDI | L4-1.9 | Diesel. Inyección directa | LTH-466 CT | LTH-VW621 A | |
| JETTA | 2002-2009 | A4 Variant Trendline / Comfortline / City / Europa / Trendline | L4-2.0 | F.I. (SOHC) | LTH-28 | LTH-VW621 A | LTH-102 G |
| JETTA | 2009 | A4 GLI Turbo | L4-2.0 | F.I. Turbo | | LTH-VW618 A | LTH-102 G |
| JETTA | 2010-2013 | A6 Style / Style Active / Sport | L5-2.5 | F. I. 20 V. | LTH-313 CT | LTH-VW625 A | |
| JETTA | 2010-2013 | A6 GLI TURBO | L4-2.0 | FSI TURBO | | LTH-VW619A | |
| JETTA | 2010-2013 | TDI | L4-1.9 | TDI DIESEL 16 V. | LTH-466 CT | LTH-VW619A | |
| JETTA | 2013 | Manual / Tiptronic | L4-2.0 | F. I. 115 HP | LTH-28 | LTH-VW621 A | LTH-102 G |
| LUPO | 2004 | Base, Equipado y Lujo | L4-1.6 | F. I. (SOHC) 8V | LTH-28 | LTH-VW621 A | LTH-168 G |
| LUPO | 2005-2007 | Trendline / Comfortline | L4-1.6 | F. I. (SOHC) 8V | | LTH-VW621 A | LTH-168 G |
| LUPO | 2006-2009 | Trendline / Comfortline | L4-1.6 | F. I. (SOHC) 8V | | LTH-VW623 A | LTH-252 G |
| PANEL | 1996-1999 | GP1 / GP2 / B. Corrida / Pasillo | L4-1.8 | F. I. | LTH-28 | LTH-49 A | LTH-251 G |
| PASSAT | 1991-1993 | Turbo | L4-2.0 | F. I. | | LTH-VW120 A | |
| PASSAT | 1996-1997 | VR6 GLX / Wagon | V6-2.8 | F. I. | | LTH-VW120 A | LTH-251 G |
| PASSAT | 1998-1999 | VR6 GLX | V6-2.8 | F.I. (DOHC) 30V | | | LTH-251 G |
| PASSAT | 2002-2004 | V6 / V6 4 Motion | V6-2.8 | F.I. (DOHC) 30V | | | LTH-251 G |
| PASSAT | 2002-2005 | Turbo | L4-1.8 | F. I. | | | LTH-251 G |

| | MODELO | AÑO | VERSION | MOTOR | TIPO DE MOTOR | FILTRO ACEITE | FILTRO AIRE | FILTRO GASOLINA |
|-------------|-----------|-----------|---|--------------------------|--------------------------------|---------------|-------------|-----------------|
| VOLKSWAGEN | PASSAT | 2002-2005 | W8 | W8-4.0 | F. I. | LTH-112 CT | | |
| | PASSAT | 2006-2007 | DI Turbo | L4-1.9 | FSI TURBO 16 V | LTH-313 CT | | |
| | PASSAT | 2006-2010 | DI Turbo | L4-2.0 | DI DIESEL TURBO 16 V. DOHC BPY | LTH-313 CT | LTH-VW617 A | |
| | PASSAT | 2010-2011 | TDI Turbo | L4-2.0 | TDI DIESEL TURBO 16 V. | | LTH-VW619 A | |
| | PASSAT | 2012 | TDI | L4-2.0 | TDI DIESEL 16 V. | LTH-466 CT | LTH-VW619 A | |
| | PASSAT | 2012-2013 | Comfortline / Sportline | L5-2.5 | F.I | LTH-313 CT | LTH-VW625 A | |
| | PASSAT | 2006-2011 | V6 | V6-3.6 | FI 24 V | LTH-466 CT | LTH-VW618 A | |
| | PASSAT | 2012-2013 | V6 | V6-3.6 | FSI DSG | LTH-112 CT | LTH-VW616 A | |
| | POINTER | 1997-2001 | 3p, 5p, SW, GTI, Pick up / Station Wagon | L4-1.8 | F. I. | LTH-28 | LTH-VW620 A | LTH-252 G |
| | POINTER | 2002-2005 | City | L4-1.8 | F. I. | LTH-28 | LTH-VW620 A | LTH-252 G |
| | POINTER | 2004 | Comfortline / MI / SW Trendline / Pick up | L4-1.8 | F. I. | LTH-28 | LTH-VW620 A | LTH-252 G |
| | POINTER | 2002-2003 | Comfortline / MI / SW Trendline / SW Wolfsburg Ed / pickup | L4-1.8 | F. I. | LTH-28 | LTH-VW620 A | LTH-252 G |
| | POINTER | 2002-2007 | GTI | L4-2.0 | F. I. | LTH-28 | LTH-VW620 A | LTH-252 G |
| | POINTER | 2005 | MI / Comfortline SW / Comfortline Pick up | L4-1.8 | F. I. | LTH-28 | LTH-VW620 A | LTH-252 G |
| | POINTER | 2006-2009 | BASE / TRENDLINE / GT5 | L4-1.8 | F. I. | LTH-28 | LTH-VW620 A | LTH-252 G |
| | POLO | 2003-2006 | Base 4p y 5p / Comfortline 4 y 5 puertas | L4-1.6 | F. I. (SOHC) 8V | | LTH-VW621 A | LTH-168 G |
| | POLO | 2003-2005 | Comfortline 4p. Sedan | L4-2.0 | F. I. (SOHC) 8V | LTH-28 | LTH-VW623 A | LTH-168 G |
| | POLO | 2006-2007 | Comfortline 4p. Sedan | L4-2.0 | F. I. (SOHC) 8V | LTH-28 | LTH-601 A | LTH-102 G |
| | ROUTAN | 2009-2010 | | V6-3.8 | F. I. | LTH-58 | LTH-9054 A | |
| | ROUTAN | 2009-2010 | | V6-4.0 | F. I. 24 V SOHC | LTH-406 | LTH-9054 A | |
| | SAVEIRO | 2010-2013 | Starline / Highline | L4-1.6 | | | LTH-VW628 A | |
| | SEDAN | 1955-1975 | 1200 / 1300 / 1500 | B4-1.5 | Carb. 1G Enfriado por aire | | LTH-VW2 A | LTH-1 G |
| | SEDAN | 1976-1992 | 1600 | B4-1.6 | Carb. 1G Enfriado por aire | | LTH-VW2 A | LTH-251 G |
| | SEDAN | 1996-2004 | 1600 FI Clasico / City | B4-1.6 | F. I. | LTH-28 | LTH-VW2 A | LTH-251 G |
| | SHARAN | 2002-2005 | | L4-1.8 | FI Turbo | LTH-28 | LTH-VW621 A | LTH-102 G |
| | SHARAN | 2006-2007 | | L4-1.8 | FI Turbo | | LTH-731 A | LTH-251 G |
| | SPORTVAN | 2007-2010 | | L4-1.6 | | | LTH-VW623 A | |
| | TIGUAN | 2008 | | L4-2.0 | 16VDOHC TURBO | LTH-466 CT | LTH-VW619 A | |
| | TIGUAN | 2009-2013 | Native / Sport & Style / Track & Fun / Track & Fun 4 Motion | L4-2.0 | TURBO | | LTH-VW619 A | |
| | TOUAREG | 2004-2007 | | V10-5.0 | 20 V Turbo Diesel | | LTH-VW616 A | |
| | TOUAREG | 2004-2005 | | V6-3.2 | F. I. 24 V | LTH-112 CT | LTH-VW616 A | |
| | TOUAREG | 2006-2007 | | V6-3.2 | F. I. 24 V | LTH-466 CT | LTH-VW616 A | |
| | TOUAREG | 2007-2013 | V6 FSI | V6-3.6 | Inyección Directa TSI | LTH-112 CT | LTH-VW616 A | |
| TOUAREG | 2011-2013 | V6 TDI | V6-3.0 | Turbo Diesel | | LTH-VW616 A | | |
| TOUAREG | 2003 | V8 FSI | V8-4.2 | F. I. 32 V | | LTH-VW616 A | LTH-102 G | |
| TOUAREG | 2004-2013 | V8 FSI | V8-4.2 | F. I. 32 V FSI | | LTH-VW616 A | | |
| TRANSPORTER | 2011-2013 | | L4-2.0 | TDI Turbosobrealimentado | LTH-466 CT | | | |
| VAN | 2003 | | L4-1.6 | F. I. | LTH-28 | LTH-620 A | | |
| VAN | 2004-2007 | | L4-1.8 | F. I. | LTH-28 | LTH-620 A | | |
| VOLVO | S40 | 2000-2002 | | L4-1.9 | F. I. TURBO | | LTH-283 A | |
| | V40 | 2000-2002 | | L4-1.9 | F. I. TURBO | | LTH-283 A | |

| LTH | EO | INTERFIL | GONHER | FRAM | PUROLA-TOR | WIX | AC DELCO | MOTOR-CRAFT | MANN | APLICACIONES |
|--------------|--|----------|---------|----------|------------|-------|---------------|-------------|--------------|---------------------------------|
| LTH-1 | D9AZ-6731-A | OF-8 | GP-1 | PH-8A | L30001 | 51515 | PF-2 | MFL-1 | ML 1004 | FORD |
| LTH-10295 CT | 04152-YZZA4 / 04152-51010 | OF-10295 | G-917 | CH-10295 | L25702 | 57041 | | | | TOYOTA |
| LTH-10358 CT | | OF-10358 | G-911 | | L16311 | 57064 | | | | TOYOTA |
| LTH-10955 CT | | OF-10955 | | CH-10955 | L36135 | 57144 | | | | DODGE |
| LTH-112 CT | 021115561B | OF-8158 | G-112 | CH-8158 | L25250 | 51212 | | | | VOLKSWAGEN |
| LTH-115 CT | 1109-Z5 | OF-1125 | | | | | | | | PEUGEOT |
| LTH-13 | 25013454 | OF-13 | GP-13 | PH-13 | L30040 | 51061 | PF-11 / PF-35 | FL-12 | ML 1011 | CHEVROLET |
| LTH-141 CT | 1109-R6 | OF-1109 | G-141 | CH-9443 | | | | | HU 612 X | PEUGEOT |
| LTH-149 | MD135737 / F3Z2-6731-A / JEYO-14-302 / 15208-31U00 | OF-3593 | GP-149 | PH-7317 | L14610 | 51356 | PF-1127 | N. D. | ML 1008 | NISSAN |
| LTH-156 | 7023700-0 / A146696 / B7A-6714-A | OF-4386 | GP-156 | PH-4386 | L14477 | 51396 | PF-1220 | N. D. | ML 1017 | NISSAN / TOYOTA |
| LTH-20 | 6437462 | OF-25 | GP-20 | PH-25 | L20033 | 51258 | PF-24 / PF-30 | FL-9 | ML 1011 | JEEP / CHEVROLET |
| LTH-200 CT | 15208AD200 | OF-200 | G-25 | | | | | | HU 819/1x | NISSAN |
| LTH-205 | 25160561 | OF-5 | GP-205 | PH-5 | L34631 | 51060 | PF-1218 | N. D. | ML 1011 | CHEVROLET |
| LTH-2092 CT | 15209-2W200 | OF-2092 | G-5208 | | | | | | HU 825x | NISSAN |
| LTH-22 * | | N. D. | GP-22 | PH-927 | L10101 | 51335 | | | | RENAULT |
| LTH-28 | J3232126 / 56115561G | OF-2870 | GP-28 | PH-2870A | L20252 | 51342 | PF-56 | MFL-505 | ML2000 | VOLKSWAGEN |
| LTH-291 | 105.2175.136 / 115.2175.136 / WGL9130 | OF-4177 | GP-291 | PH-5197 | L17695 | 57207 | L17695 | | W75 /3 | RENAULT / NISSAN |
| LTH-3 | 6437412 | OF-30 | GP-3 | PH-30 | L20049 | 51069 | PF-25 | MFL-10 | ML 1016 | CHEVROLET |
| LTH-313 CT | 06D115562 | OF-5562 | G-313 | CH-9911 | L35581 | 57187 | | | HU719 /6x | VOLKSWAGEN |
| LTH-341 CT | 1109-Z1 | OF-1121 | G-341 | | L15830 | 57512 | | | HU711 / 51x | PEUGEOT / MINI |
| LTH-3600 | E4FZ-6731-AB | OF-3600 | GP-3600 | PH-3600 | L20195 | 51516 | PFL-400A | MFL-400-A | ML 1005 | FORD |
| LTH-3682 | 15208-H8916 / 15208-AA001 | OF-3682 | GP-3682 | PH-3682 | L24457 | 51361 | PF-1232 | MFL-801 | ML 1012 | NISSAN |
| LTH-37 | 15208-W1116 | OF-966 | GP-37 | PH-966B | L24457 | 51361 | PF-1164 | MFL-289 | W 712 | NISSAN |
| LTH-37 | 15208-W1116 | | GP-37 | PH-3816 | L10028 | 51374 | PF-1164 | MFL-289 | W 712 | NISSAN |
| LTH-3751 CT | | OF-10246 | G-3751 | CH-10246 | L15839 | 57674 | | | | CHEVROLET |
| LTH-3752 CT | | OF-9549 | G-3752 | CH-9549 | L45515 | 57314 | | | | FORD |
| LTH-38 | | OF-2825 | GP-38 | PH-2825 | L30042 | 51034 | PF-1164 | FL-800 | ML 1024 | NISSAN / TOYOTA |
| LTH-3980 | 25012760 | OF-3980 | GP-3980 | PH-3980 | L24011 | 51036 | PF-51 / PF-52 | FL-402 | | CHEVROLET |
| LTH-40 * | | | GP-40 | | | 51381 | | | | PLYMOUTH / CHEVROLET / CHRYSLER |
| LTH-406 | 4884900AB | OF-10060 | GP-406 | PH-4511 | L12222 | 57060 | PF-48 | | ML 1025 | CHEVROLET / FORD / CHRYSLER |
| LTH-44 | 25010251 | OF-3506 | GP-44 | PH-3506 | L24007 | 51042 | PF-44 | FL330 | ML 1013 | CHEVROLET |
| LTH-44 | 25010251 | OF-3506 | GP-44 | PH-3506 | L14006 | 51522 | PF-44 | N. D. | ML 1013 | CHEVROLET |
| LTH-46 | 25010766 | OF-3387 | GP-46 | PH-3387A | L10111 | 51040 | PF-47 | MFL-31 | ML 1000 | CHEVROLET |
| LTH-46 | 25010766 | OF-3387 | GP-46 | PH-3387A | L10112 | 51040 | PF-47 | MFL-31 | ML 1000 | CHEVROLET |
| LTH-466 CT | 071115562A | OF-9461 | G-466 | CH-9461 | L38113 | 57083 | | | HU 719/7x | VOLKSWAGEN |
| LTH-48 | 25012760 | OF-3535 | GP-48 | PH-3535 | L20173 | 51036 | PF-52 | MFL-402 | | CHEVROLET |
| LTH-49 CT | | OF-9018 | G-49 | CH-9018 | L15436 | 57082 | | | ML 1015 | CHEVROLET |
| LTH-5 * | 5515104 / 6435678 | OF-11 | GP-5 | PH-11 | L30005 | 51049 | PF-24 | FL-2 | W 936/2 | AMC / JEEP |
| LTH-58 | 2647020 / 15601-13051 | OF-3614 | GP-58 | PH-7498 | L10241 | 51348 | PF-53 | FL-313 | ML 1003 | CHRYSLER |
| LTH-662 | 1109R0 / 1109R1 / 1109T0 | | GP-461 | PH-9897 | L17662 | 51083 | | | | Peugeot |
| LTH-667 CT | 6C1Q-6744-AA | OF-6C67 | G-341 | | | | | | HU 711 / 51x | FORD |

ACEITE

| LTH | EO | INTERFIL | GONHER | FRAM | PUROLA-TOR | WIX | AC DELCO | MOTOR-CRAFT | MANN | APLICACIONES |
|-------------|----------------------------|----------|---------|------------|------------|-------|----------|-------------|-------------------|-----------------------------|
| LTH-68 | F1AZ-6731-A | OF-2 | GP-68 | PH-2 | L24651 | 51372 | PF-1250 | MFL-820 | ML 1006 | FORD |
| LTH-6811 | 15208-31U01 | OF-3593 | GP-6811 | PH-3593A | L14459 | 51334 | PF-1127 | FL-1998 | ML 1002 | CHEVROLET / HONDA |
| LTH-6811 | 15208-31U01 | OF-3593 | GP-6811 | PH-6811 | L14459 | 51334 | PF-1127 | FL-1998 | ML 1002 | CHEVROLET / HONDA |
| LTH-70 CT | 3M4G-6744-AA / L321143029U | OF-9641 | G-70 | CH-9641 | 505 | 57203 | | FL2017B | HU 711/2 / ML1019 | MAZDA |
| LTH-81 | 5281090 | OF-16 | GP-81 | PH-16 | L14670 | 51085 | PF-13 | MFL-228 | ML 1001 | CHRYSLER |
| LTH-81 | 5281090 | OF-16 | GP-81 | PH-16 | L10017 | 51085 | PF-13 | MFL-228 | ML 1001 | CHRYSLER / DODGE / MERCURY |
| LTH-8530 CT | 038115466 / 074115562 | OF-8530 | | CH-8530 | L45308 | 57210 | | | HU 726/2x | VOLKSWAGEN |
| LTH-8765 CT | 25177917 | OF-8765 | G-765 | CH-8765 | L25274 | 57090 | | | | PONTIAC |
| LTH-9 | 3549957 / C5ZZ-6731-A | OF-43 | GP-9 | PH-43 | L20081 | 51068 | PF-2 | | W 930 | DODGE / FORD / MERCURY |
| LTH-91 | 15208-65F00 | OF-6607 | GP-91 | PH-6017A | L14612 | 51358 | PF1237 | FL2018 | ML 1014 | INFINITI / NISSAN / RENAULT |
| LTH-9584 CT | 11427512446 | OF-9584 | | CH-9584 | L15465 | 57303 | | | HU 816/1x | BMW / CHRYSLER / MINI |
| LTH-9706 CT | 03C115562 | OF-3C11 | | CH-9706ECO | | | | | HU 712/6X | SEAT |
| LTH-9972 CT | 04152YZZA1 | OF-9972 | G-912 | CH-9972 | L25608 | 57047 | | | ML 1031 | TOYOTA |
| LTH-1 A | 16546-16800 | F-352A | GAD-1 | CA-352 | A40103 | 46165 | A391C | FA161 | MA1135 | NISSAN |

AIRE

| LTH | EO | INTERFIL | GONHER | FRAM | PUROLA-TOR | WIX | AC DELCO | MOTOR-CRAFT | MANN | APLICACIONES |
|------------|---------------|----------|----------|---------|------------|-------|----------|-------------|---------|---------------------|
| LTH-117 A | 1654630P00 | F-41A00 | GAD-117 | CA-6900 | A24675 | 46044 | A1257C | FA37 | C2329 | NISSAN |
| LTH-118 A | 165460B000 | F-76A28 | GAD-118 | CA7628 | A24831 | 46095 | A1323C | FA1121 | C28107 | NISSAN / MERCURY |
| LTH-1206 A | 144486 | F-12A06 | GA-2173 | | | | | FA1855 | C3173 | PEUGEOT / RENAULT |
| LTH-121 A | 1H0129620 | F-74A31 | GAVW-121 | CA-7431 | A34995 | 46327 | A6545C | FA39 | C271541 | VOLKSWAGEN |
| LTH-127 A | F5RZ-9601-C | F-77A38 | GA-127 | CA-7738 | A24858 | 46349 | A1417C | FA-9601C | | FORD |
| LTH-128 A | F5RZ-9601-B | F-77A37 | GA-128 | CA-7737 | A24859 | 46339 | A1416C | FA9601B | C3261 | FORD |
| LTH-129 A | 43078868 | F-64A91 | GA-129 | CA-6491 | A44610 | 46150 | A1143C | | | CHRYSLER / DODGE |
| LTH-130 A | F7CZ9601A | F-81A42 | GA-130 | CA-8142 | A35155 | 46406 | A1547C | FA9601A | | FORD |
| LTH-1306 A | 1444F7 | F-13A06 | GA-2123 | CA-8963 | | | | FA1856 | C32 123 | PEUGEOT |
| LTH-132 A | 4573624 | F-74A32 | GA-132 | CA-7432 | A25048 | 46425 | A1298C | | | CHRYSLER / DODGE |
| LTH-134 A | 90411732 | F-54A96 | GA-134 | CA-5496 | A29503 | | 93428149 | MFA1702 | C2256 | CHEVROLET |
| LTH-138 A | 17220-RAA-Y01 | F-95A64 | GA-138 | CA9564 | A25503 | 46831 | A2950C | | | HONDA |
| LTH-139 A | 1780170020 | F-49A39 | GA-139 | CA4939 | A34361 | 42333 | A1212C | FA1097 | C2262 | TOYOTA / HONDA |
| LTH-1406 A | 1444G9 | F-14A06 | GA-2159 | | A25714 | | | FA1857 | C2159 | PEUGEOT |
| LTH-15 A | 16546V0100 | F-43A09 | GAD-15 | CA-4309 | A24278 | 46116 | A975C | FA37 | C2964 | NISSAN/SAAB/ SUBARU |
| LTH-153 A | 25098632 | F-39A24 | GA-153 | CA-3924 | A14347 | 46179 | A905C | FA30 | | CHEVROLET |
| LTH-1615 A | F50Y-9601-A | F-80A04 | GA-1615 | CA-8004 | A34878 | 46418 | A1517C | FA-1632 | | FORD |
| LTH-1615 A | F50Y-9601-A | F-80A04 | GA-1615 | CA-8039 | A34878 | 46418 | A1517C | FA-1632 | | FORD |
| LTH-1616 A | F57Z-9601-A | F-77A74 | GA-1616 | CA-7774 | A34879 | 42763 | A1054C | FA9601A | MA 1031 | FORD |
| LTH-164 A | 25099149 | F-75A97 | GA-164 | CA-7597 | A24880 | 46302 | A1208C | FA1792 | C2452 | CHEVROLET |
| LTH-165 A | 25098463 | F-74A21 | GA-165 | CA-7421 | A24731 | 46117 | A1092C | FA1791 | | CHEVROLET |
| LTH-174 A | E7TZ-9601-B | F-63A66 | GA-174 | CA-6366 | A24378 | 46174 | A1146C | FA1043 | | FORD |
| LTH-175 A | F4ZZ-9601-A | F-77A30 | GA-175 | CA7730 | A34877 | 46289 | A1292C | FA1611 | | FORD |
| LTH-179 A | 2N1U 9601 BD | F-580A | GA-179 | CA5682 | | | | MFA-580 | C4151 | FORD |
| LTH-180 A | 94856888 | F-54A66 | GA-180 | CA5466 | A24722 | 46273 | A1347C | FA1790 | C2731/1 | TOYOTA |
| LTH-1836 A | 05011836AA | F-18A36 | GA-183R | CA9053 | A25405 | 46677 | A2054C | | MA1058 | CHRYSLER / DODGE |

| LTH | EO | INTERFIL | GONHER | FRAM | PUROLA-TOR | WIX | AC DELCO | MOTOR-CRAFT | MANN | APLICACIONES |
|------------|--------------|----------|-------------|----------|------------|--------|----------|--------------|----------|---------------------|
| LTH-2141 A | 46420988 | F-21A41 | GA-5627 USA | CA10096 | | | | | C2569 | FIAT |
| LTH-215 A | 1444-W2 | F-44AW2 | GA-215 | | | | | | C25101 | PEUGEOT |
| LTH-216 A | 2811322600 | F-89A70 | GA-216 | CA8970 | A35420 | 46674 | A2936C | FA1345 | C2562 | DODGE / HYUNDAI |
| LTH-217 A | F23Z-9601-B | F-73A65 | GA-217 | CA-7365 | A24712 | 46051 | A1284C | FA1117 | | FORD |
| LTH-233 A | 25099735 | F-75A98 | GA-233 | CA-7598 | A24881 | 46301 | A1233C | FA1793 | | CHEVROLET |
| LTH-2404 A | 53032404AA | F-24A04 | GA-490 | CA-9401 | A35462 | 42725 | A2943C | | | CHRYSLER |
| LTH-244 A | 13780-77E00 | F-80A69 | GA-244 | CA-8069 | A35219 | 46195 | A1616C | | MA1080 | CHEVROLET / SUZUKI |
| LTH-2461 A | 93172461 | F-24A61 | GA-397 | CA9652 | A55683 | | | FA1850 | C33189/1 | CHEVROLET |
| LTH-2510 A | 2811302510 | F-25A10 | GA-281 | | A25709 | | | MFA1760 | C2714 | DODGE / HYUNDAI |
| LTH-253 A | 25043504 | F-39A02 | GA-253 | CA-3902 | A24342 | 46180 | A925C | | | CHEVROLET |
| LTH-263 A | 178010D020 | F-94A82 | GA-263 | CA9482 | A25463 | 46834 | A2036C | | | TOYOTA |
| LTH-264 A | 178010H010 | F-93A60 | GA-264 | CA-9360 | A35432 | 46673 | A2933C | | C36930 | TOYOTA |
| LTH-269 A | 17220RCBY00 | F-96A00 | GA-269 | CA-9600 | A25507 | 46832 | A2951C | | | HONDA |
| LTH-271 A | 4227087 | F-35A59 | GA-271 | CA-3559 | A13192 | 46120 | A858C | FA949 | | CHRYSLER / DODGE |
| LTH-272 A | 43240105350 | F-53A50 | GA-272 | CA-5350 | A45105 | 46320 | | | | CHRYSLER |
| LTH-273 A | E6AZ-9601-B | F-50A58 | GA-273 | CA-5058 | A23592 | 46126 | A1137C | FA1043 | | FORD / MERCURY |
| LTH-274 A | E43E-9601-CA | F-37A17 | GA-274 | CA-3717 | A33472 | 46132 | A929C | FA970 | | FORD |
| LTH-275 A | E9SZ-9601-A | F-65A55 | GA-275 | CA-6555 | A44632 | 46093 | A1195C | FA1061 | MA 1079 | FORD / MERCURY |
| LTH-276 A | 4268981 | F-65A76 | GA-276 | CA-6576 | A14652 | 46170 | A124BC | FA-31 | MA 1138 | CHRYSLER / DODGE |
| LTH-277 A | 4241042 | F-36A60 | GA-277 | CA-3660 | A23465 | 46133 | A1089C | FA31 | C2860 | CHRYSLER / DODGE |
| LTH-279 A | 25161977 | F-82A21 | GA-279 | CA-8221 | A35227 | 46035 | A1279C | FA1796 | | CHEVROLET / PONTIAC |
| LTH-280 A | MXS5X9601DA | F-87A36 | GA-280 | CA-8736 | A45682 | | | MXS5X-9601DA | C 2693 | FORD |
| LTH-288 A | 2N1U9601-CB | F-96A21 | GA-288R | CA9833 | | | | | | FORD |
| LTH-29 A | 16546VW600 | F-46A60 | GAD-29 | CA-4303 | A20070 | 42136 | | | | NISSAN |
| LTH-294 A | 1654686G00 | F-68A50 | GAD-294 | CA-6850 | A54669 | 46027 | A1256C | FA38 | MA 1056 | NISSAN |
| LTH-2956 A | 21999324 | F-29A56 | | CA-9969 | A35707 | 49117 | | | | PONTIAC |
| LTH-3 A | | F-353A | GAD-3 | CA-353 | A30110 | 42906 | A392C | FA801 | | MAZDA / NISSAN |
| LTH-30 A | 1654676000 | F-32A45 | GAD-30 | CA-3245 | A24282 | 46284 | A1132C | FA1081 | C13103 | NISSAN |
| LTH-300 A | 53007386 | F-74A40 | GA-300 | CA7440 | A44727 | 46213 | A1280C | FA 1614 | C28150 | JEEP / NISSAN |
| LTH-302 A | 2811302750 | F-27A50 | GA-302 | CA9957 | A25709 | MA1506 | | | | DODGE / HYUNDAI |
| LTH-323 A | 96591485 | F-14A85 | GA-323 | | | | | | | PONTIAC |
| LTH-334 A | 89001935 | F-19A35 | GA-334 | CA9959 | A35678 | 49522 | | | | CHEVROLET |
| LTH-3359 A | 13271040 | F-33A59 | GA-234 | CA5970 | A35846 | 49522 | 89001934 | | C30130 | CHEVROLET |
| LTH-3395 A | 17220PAAA00 | F-33A95 | GA-163 | CA-8133 | A25248 | 46443 | A1611C | | | HONDA |
| LTH-340 A | 17220RNA-A00 | F-17A22 | GA-340 | CA-10165 | A25653 | 49065 | | | | HONDA |
| LTH-3450 A | 96 553 450 | F-34A50 | GA-328 | CA10193 | A34711 | 42826 | | | C3028 | CHEVROLET / SUZUKI |
| LTH-348 A | 15908916 | F-87A55 | GA-348 | CA-8755 | A45314 | 42487 | A1519C | FA1800 | MA1003 | CHEVROLET |
| LTH-3588 A | 25050385 | F-35A88 | GA-3588 | CA-3588 | A43195 | 46040 | A773C | FA32 | | CHEVROLET / ISUZU |
| LTH-362 A | 28113-32510 | F-63A62 | GA-362 | CA6362 | A24375 | 46264 | A1201C | FA1100 | C1891 | DODGE |
| LTH-363 A | 28113-1G000 | F-100A88 | GA-363 | CA10088 | A25647 | 49069 | | | | HYUNDAI |
| LTH-364 A | 17801-21030 | F-21A03 | GA-364 | CA9115 | A15363 | 46646 | A2938C | | | TOYOTA |
| LTH-3901 A | 53004383 | F-39A01 | GA-3901 | CA-3901 | A24372 | 46077 | A1166C | FA33 | C3594/1 | DODGE / JEEP |
| LTH-391 A | 8200261781 | F-17A81 | GA-292 | | | | | | C2538 | RENAULT |
| LTH-3916 A | 25095333 | F-39A16 | GA-3916 | CA-3916 | A33590 | 46139 | A974C | FA71 | | CHEVROLET |
| LTH-392 A | 25042562 | F-39A14 | GA-392 | CA3914 | A34852 | 46144 | A917C | FA1348 | | CHEVROLET |
| LTH-395 A | 2L1Z-9601-AC | F-93A32 | GA-395 | CA9332 | A25418 | 42484 | A2957C | FA1695 | | FORD |

AIRE

EQUIVALENCIAS AIRE

| LTH | EO | INTERFIL | GONHER | FRAM | PUROLA-TOR | WIX | AC DELCO | MOTOR-CRAFT | MANN | APLICACIONES |
|------------|---------------|----------|-------------|----------|------------|--------|----------|-------------|----------|---------------------|
| LTH-413 A | 15153904 | F-92A69 | GA-413R | CA-9269 | A55400 | 46573 | A1621C | | | CHEVROLET |
| LTH-429 A | | F-347A | GA-429 | CA-347 | A42318 | 42049 | A479C | FA10 | | DODGE / PLYMOUTH |
| LTH-477 A | 05018777AA | F-88A17 | GA-477 | CA8817 | A35414 | 42329 | A2941C | | C2975 | JEEP |
| LTH-49 A | 60129620 | F-80A60 | GA-49 | CA-8060 | A57096 | 46415 | | FA35 | C13114-4 | VOLKSWAGEN |
| LTH-50 A | | F-189A | GA-50 | CA-189 | A30059 | 42083 | A169CW | FA7R | | CHEVROLET |
| LTH-5056 A | E5TE-9601-AB | F-50A56 | GA-5056 | CA-5056 | A24343 | 46134 | A1115C | FA1046 | | FORD / MERCURY |
| LTH-54 A | 8996555 | F-35A37A | GA-54 | CA-3537A | A43138 | 42039 | A735C | FA721R | | CHEVROLET |
| LTH-5626 A | 9196120 | F-56A26 | GA-289 | CA-9590 | A35681 | MA1507 | 89037218 | | C30125/1 | CHEVROLET |
| LTH-5724 A | 7701045724 | F-57A24 | GA-2158 | CA9610 | A35708 | | | FA1861 | C1858/2 | NISSAN / RENAULT |
| LTH-583 A | 1S71-9601-AA | F-583A | GA-196 | CA9609 | A25680 | | | FA583 | C3498 | FORD |
| LTH-59 A | | F-326A | GA-59 | CA-326 | A50091 | 42098 | A348C | FA71R | | CHEVROLET |
| LTH-601 A | 6Q0129620B | F-6QA01 | GAVW-624 | CA9730 | A35712 | | | FA1707 | C2295/3 | SEAT / VOLKSWAGEN |
| LTH-6619 A | 16546Y02S0 | F-66A19 | GA-6619 | CA-6619 | A44626 | 56190 | A392C | FA36 | | NISSAN |
| LTH-6690 A | 1780135020 | F-66A90 | GA-6690 | CA6690 | A24645 | 46162 | A1232C | | | TOYOTA |
| LTH-673 A | 15998574 | F-80A38 | GA-673R | CA-8038 | A45090 | 46440 | A1300C | FA1799 | MA 1020 | CHEVROLET |
| LTH-6811 A | 17220POAA00 | F-74A20 | GA-514 | CA7420 | A24873 | 46303 | A1289C | | C3027/1 | HONDA |
| LTH-70 A | | FA-160 | GA-70 | CA-160 | A40004 | 42020 | A1103C | FA10R | | CHRYSLER / DODGE |
| LTH-71 A | | FA-146 | GA-71 | CA-146 | A30052 | 42011 | A134C | FA8R | | CHRYSLER / DODGE |
| LTH-731 A | 7M3129620 | F-7MA31 | | CA10091 | | | | FA1863 | C31116 | VOLKSWAGEN |
| LTH-734 A | | F-35A97 | GA-734 | CA-305 | A33193 | 46013 | A831C | FA1007 | | FORD |
| LTH-7344 A | MB906051 | F-73A44 | GA-7344 | CA7344 | A24720 | 46028 | A1283C | | | DODGE / MITSUBISHI |
| LTH-74 A | | F-381 A | GA-74 | CA-381 | A40120 | 42057 | A494C | FA574 | | FORD |
| LTH-75 A | | F-351A | GA-75 | CA-351 | A40113 | 42073 | | | | FORD |
| LTH-7617 A | 96068629 | F-76A17 | GA-7617 USA | CA7617 | A14869 | 46207 | A1340C | | C2736/1 | CHEVROLET |
| LTH-77 A | | F-184A | GA-77 | CA-184 | A30045 | 42054 | AB54C | FA1R | | JEEP / CHRYSLER |
| LTH-7764 A | 17220P2NA01 | F-77A64 | GA-172 | CA-7764 | A35150 | 46388 | A1512C | | C2055 | HONDA |
| LTH-80 A | | FA-148 | GA-80 | CA-148 | A30057 | 42055 | | | | FORD |
| LTH-8033 A | 17220-P0G-A00 | F-80A33 | GA-170 | CA-8033 | A25065 | 46395 | A1516C | | | ACURA/HONDA |
| LTH-8141 A | F67Z-9601-AA | F-81A41 | GA-1614 | CA-8141 | A26067 | 46419 | A1546C | FA1641 | | FORD |
| LTH-8205 A | 4797777AB | F-82A05 | GA-301 | CA-8205 | A25089 | 46081 | A1548C | MFA600 | | JEEP |
| LTH-8208 A | MR552951 | F-82A08 | GA-607 | CA-8208 | A35244 | 46215 | A2044C | | | NISSAN |
| LTH-8243 A | F77Z9601AA | F-82A43 | GA-158 | CA-8243 | A35192 | 46253 | A1604C | FA1658 | MA1012 | FORD |
| LTH-8606 A | 4691100AB | F-86A06 | GA-8606 | CA-8606 | A35265 | 46472 | A1610C | | C 2376 | CHRYSLER |
| LTH-8747 A | 4891176AA | F-87A47 | GA-258 | CA-8747 | A25372 | 46699 | A2937C | | C2681 | CHRYSLER |
| LTH-8805 A | 04891097AA | F-88A05 | GA-278R | CA-8805 | A25306 | 42384 | A2048C | FA1765 | | DODGE |
| LTH-8911 A | 17220PLC000 | F-89A11 | GA-194 | CA-8911 | A35397 | 42564 | A2934C | | MA1042 | HONDA |
| LTH-8969 A | YS4Z-9601-CC | F-16A88 | GA-168 | CA-8969 | A25324 | 42524 | A2040C | MFA-1688 | MA1048 | FORD |
| LTH-8997 A | YF1Z9601AA | F-89A97 | GA-224 | CA-8997 | A35323 | 42385 | A2039C | FA1696 | MA 1016 | FORD / MERCURY |
| LTH-9054 A | 04861480AA | F-90A54 | GA-248 | CA-9054 | A35396 | 42389 | A2055C | | C24100 | CHRYSLER |
| LTH-9345 A | 15036141 | F-93A45 | GA-414R | CA9345 | A35433 | 42729 | A2014C | | MA1033 | CHEVROLET |
| LTH-9402 A | 5019443AA | F-94A02 | | CA-9402 | A25435 | 42156 | A2952C | | | JEEP |
| LTH-9493 A | 17220-PNA-003 | F-94A93 | GA-184 | CA9493 | A25456 | 42188 | A2932C | | MA1052 | HONDA |
| LTH-9601 A | 2S619601CA | F-96A01 | GA-284 | CA-9511 | | | | | C2244 | FORD |
| LTH-9620 A | 6K0129620B | F-96A20 | GA-285 | CA-9730 | | | | FA1864 | C37132 | SEAT / VOLKSWAGEN |
| LTH-9762 A | 53032557AB | F-97A62 | GA-249 | CA-9762 | A35553 | 42750 | | | MA1097 | DODGE |
| LTH-9902 A | 96536696 | F-99A02 | GA-324 | CA-9902 | A25588 | 42831 | | | MA1115 | CHEVROLET / PONTIAC |
| LTH-VW10 A | 49129620 | F-34A41 | GAVW-10 | CA-3441 | A23465 | 42133 | A1089C | FA155 | C2860 | VOLKSWAGEN |

AIRE

EQUIVALENCIAS AIRE

| LTH | EO | INTERFIL | GONHER | FRAM | PUROLA-TOR | WIX | AC DELCO | MOTOR-CRAFT | MANN | APLICACIONES |
|-------------|-----------------------------|----------|----------|---------|------------|-------|----------|-------------|----------|-------------------|
| LTH-VW120 A | 859129620 | F-65A45 | GAVW-120 | CA-6545 | A24409 | 46240 | A1226C | FA155 | C31152/1 | VOLKSWAGEN / AUDI |
| LTH-VW121 A | 1H0129620 | F-74A31 | GAVW-121 | CA-7431 | A34995 | 46327 | A6545C | FA39 | C271541 | VOLKSWAGEN |
| LTH-VW2 A | 113129620 | F-33A73 | GAVW-2 | CA-3373 | A11149 | 42170 | A787C | FA155 | C3474 | VOLKSWAGEN / AUDI |
| LTH-VW2 A | 69129620 | F-33A84 | GAVW-2 | CA-3384 | A11149 | 42170 | A737C | FA600 | C34109 | VOLKSWAGEN / AUDI |
| LTH-VW212 A | 1L0129620 | F-41A16 | GAVW-212 | | A24691 | 42827 | | | C28136 | VOLKSWAGEN |
| LTH-VW4 A | 21129620 | F-33A99 | GAVW-4 | CA-3399 | A31153 | 46025 | A752C | FA874 | C22117 | VOLKSWAGEN / AUDI |
| LTH-VW620 A | 377129620 | F-76A14 | GAVW-620 | CA-7614 | A25043 | 46390 | A1291C | FA1618 | | VOLKSWAGEN |
| LTH-VW621 A | 1J0129620 | F-86A02 | GAVW-621 | CA-8602 | A35267 | 42472 | A2046C | FA1868 | C37153/1 | SEAT / VOLKSWAGEN |
| LTH-VW622 A | 058133843 | F-80A80 | GAVW-622 | CA8080 | A47039 | 42295 | A1411C | FA1877 | C26168 | VOLKSWAGEN |
| LTH-VW623 A | 036129620D | F-36A12 | GAVW-623 | CA9519 | | | | FA1876 | C2998/5 | SEAT / VOLKSWAGEN |
| LTH-VW625 A | 07K129620 | F-7KA12 | GAVW-625 | CA10085 | A25596 | 49186 | | | C43102 | VOLKSWAGEN |
| LTH-VW626 A | 74129620 | F-86A51 | GAVW-626 | CA-8651 | A37936 | 42485 | | FA1874 | C29198/1 | VOLKSWAGEN |
| LTH-VW627 A | 7H0129620A | F-7HA01 | GAVW-627 | | | | | | C32191/1 | VOLKSWAGEN |
| LTH-10014 A | 10350737 | F-100A14 | | CA10014 | A35603 | 49115 | | | | CHEVROLET |
| LTH-10015 A | 17220-RJE-X00 | F-100A15 | | CA10015 | A25656 | 49119 | | | | HONDA |
| LTH-10065 A | 68029432AA | F-100A65 | | CA10065 | A26057 | 49193 | | | | DODGE |
| LTH-10092 A | 6E53-9601-GA | F-6EA53 | GA-1544 | CA10092 | A35583 | 49053 | | MFA1786 | | FORD |
| LTH-10093 A | | F-30A54 | GA-298 | CA10093 | A15604 | 49064 | | | | CHEVROLET |
| LTH-10162 A | 6C2Z-9601-A | F-101A62 | | CA10162 | A55565 | 46807 | | | | FORD |
| LTH-10163 A | | F-101A63 | | CA10163 | A35625 | 49155 | | | | TOYOTA |
| LTH-10170 A | 5M6Z-9601-AA | F-101A70 | | CA10170 | A25567 | 49187 | | FA1772 | | FORD |
| LTH-10254 A | | F-102A54 | GA-1546 | CA10254 | A35700 | 46916 | | | | NISSAN |
| LTH-10255 A | | F-102A55 | | CA10255 | A45555 | 42838 | | | | CHEVROLET |
| LTH-10261 A | 53034051AB | F-102A61 | GA-252 | CA10261 | A56314 | 46930 | | | | DODGE |
| LTH-10293 A | | F-102A93 | | | | | | | | FORD |
| LTH-10343 A | 17801-0S010/ 17801-38030 | F-103A43 | | CA10343 | A55799 | 49010 | | | | TOYOTA |
| LTH-10359 A | 17220-RRR- A00 | F-103A59 | | CA10359 | A26306 | 49120 | | | | HONDA |
| LTH-10497 A | 1500A023 | F-104A97 | GA-609 | CA10497 | A35789 | 49023 | | | | NISSAN |
| LTH-10633 A | 13780-80J00 | F-13A78 | | CA10633 | A25802 | 49005 | | | | SUZUKI |
| LTH-10650 A | | F-106A50 | GA-347 | CA10650 | A26052 | 49460 | | | | HONDA |
| LTH-10651 A | | F-82A59 | | CA10651 | | | | | | RENAULT |
| LTH-10690 A | | F-106A90 | | CA10690 | A36102 | 49475 | | | | CHEVROLET |
| LTH-10741 A | | F-107A41 | | CA10741 | | 49320 | | | | TOYOTA |
| LTH-10755 A | | F-107A55 | GA-478 | CA10755 | A36116 | 49430 | | | | DODGE |
| LTH-10839 A | 13780-78K00 | F-137A80 | GA-327 | CA10839 | A36101 | 49800 | | | | SUZUKI |
| LTH-10885 A | | F-17A00 | GA-321 | CA10885 | | | | | | HONDA |
| LTH-10990 A | | F-13A27 | GA-350 | CA10990 | | 49730 | | | | CHEVROLET |
| LTH-110 A | 28113-4F000 | F-28A11 | GA-110 | | | | | | | DODGE |
| LTH-141 A | 4573031 | F-74A14 | GA-141 | CA-7414 | A24819 | 46080 | A1285C | | | CHRYSLER |
| LTH-143 A | | F-99A33 | GA-143 | CA10228 | A35670 | 49933 | | | | DODGE |
| LTH-1529 A | | F-46A00 | GA-1529 | CA10346 | A45701 | 49000 | | | | NISSAN |
| LTH-1540 A | | F-101A73 | GA-1540 | CA10173 | A35633 | 49145 | | | | FORD |
| LTH-1542 A | | F-102A42 | GA-1542 | CA10242 | A25699 | 46935 | | | | FORD |
| LTH-1572 A | | F-100A94 | GA-1572 | CA10094 | A25582 | 49114 | | | | FORD |
| LTH-16 A | | F-2KA53 | GAK16 | CAK253 | A42030 | 46397 | | | | NISSAN |
| LTH-160 A | 16546-1HK0A | F-16AK0 | GA-306 | CA11215 | | 49038 | | | | NISSAN |

EQUIVALENCIAS AIRE

| LTH | EO | INTERFIL | GONHER | FRAM | PUROLA-TOR | WIX | AC DELCO | MOTOR-CRAFT | MANN | APLICACIONES |
|-------------|------------|----------|----------|---------|------------|-------|----------|-------------|---------|-------------------|
| LTH-1701 A | | F-17A01 | GA-268 | | | | | | | TOYOTA |
| LTH-171 A | | F-104A68 | GA-171 | CA10468 | A36308 | 49041 | | | | HONDA |
| LTH-1710 A | | F-17A10 | | | | | | | | TOYOTA |
| LTH-1760 A | | F-17A60 | | | | | | | | TOYOTA |
| LTH-1890 A | | F-18A90 | GA-1570 | CA10488 | A35775 | 49890 | | | | FORD |
| LTH-193 A | | F-104A67 | GA-193 | CA10467 | A36309 | 49040 | | | | HONDA |
| LTH-248 A | | F-19A16 | GA-248 | CA9054 | A35396 | 42389 | | | | DODGE |
| LTH-265 A | | F-101A90 | GA-265 | CA10190 | A25655 | 49104 | | | | TOYOTA |
| LTH-266 A | | F-104A66 | GA-266 | CA10466 | A55822 | 49429 | | | | CHEVROLET |
| LTH-2718 A | 4371570 | F-27A18 | | | A34482 | 42186 | | | C2120 | FIAT |
| LTH-2813 A | | F-28A13 | | | | | | | | DODGE |
| LTH-283 A | | F-92A88 | GA-283 | CA9288 | A25374 | 42897 | | | | DODGE / VOLVO |
| LTH-286 A | | F-89A18 | GA-286 | CA8918 | A35305 | 42476 | | | | TOYOTA |
| LTH-290 A | | F-101A15 | GA-290 | CA10115 | A35820 | 49102 | | | | CHEVROLET |
| LTH-293 A | 1780128010 | F-93A59 | GA-293 | CA-9359 | A25398 | 46322 | A2935C | | | TOYOTA |
| LTH-3083 A | | F-101A10 | GA-3083 | CA10110 | A66313 | 49634 | | | | CHEVROLET |
| LTH-320 A | | F-11A69 | GA-320 | CA10169 | A45650 | 49172 | | | | TOYOTA |
| LTH-341 A | | F-103A44 | GA-341 | CA10344 | A45780 | 49058 | | | | HONDA |
| LTH-36 A | | F-10A01 | GAD-36 | | | | | | | NISSAN |
| LTH-380 A | | F-96A83 | GA-380 | CA9683 | A35578 | 46888 | | | | TOYOTA |
| LTH-383 A | | F-100A13 | GA-383 | CA10013 | A25651 | 42844 | | | | HONDA |
| LTH-430 A | | F-19A04 | GA-430 | | | 49604 | | | | FORD |
| LTH-4319 A | | F-72A86 | GA-4319 | CA9098 | | | | | | RENAULT |
| LTH-437 A | | F-18A83 | GA-437 | CA10262 | A35642 | 49883 | | | | FORD |
| LTH-44 AP | | F-44ACP | | | | | | | | PEUGEOT |
| LTH-44 AT | | F-44AQT | | | | | | | | PEUGEOT |
| LTH-44 AX | | F-44APX | | | | | | | | PEUGEOT |
| LTH-4616 A | | F-46A16 | | | | | | | | NISSAN |
| LTH-464 A | | F-17AH0 | GA-464 | CA10171 | A35649 | 49223 | | | | TOYOTA |
| LTH-488 A | | F-95A89 | GA-488 | CA9589 | A45512 | 42846 | | | | DODGE |
| LTH-489 A | | F-16A94 | GA-489 | CA10118 | A25635 | 49192 | | | | DODGE |
| LTH-492 A | | F-16A91 | GA-492 | CA10192 | A25634 | 49067 | | | | CHRYSLER |
| LTH-550 A | | F-102A70 | GA-550 | CA10270 | A55697 | 49886 | | | | FORD |
| LTH-5701 A | | F-57A01 | | | | | | | | HYUNDAI |
| LTH-596 A | | F-98A98 | GA-596 | CA9898 | A44688 | 42612 | | | | MAZDA |
| LTH-630 A | | F-63AJ0 | | | | | | | | SUZUKI |
| LTH-6819 A | | FA-6619 | GA-6819 | CA-6619 | A44626 | 46190 | N. D. | N. D. | | NISSAN |
| LTH-7427 A | 97039002 | F-74A27 | GA-198 | CA7417 | A34721 | 46006 | | | | CHEVROLET / HONDA |
| LTH-8037 A | 25168082 | F-80A37 | GA-732R | CA8037 | A45091 | 46441 | A1301C | A45381 | MA 1035 | CHEVROLET |
| LTH-8200 A | | F-82A00 | | | | | | | | RENAULT |
| LTH-8274 A | | F-82A74 | | | | | | | | MITSUBISHI |
| LTH-9315 A | | F-11A43 | GA-2184 | CA9315 | | | | | | PEUGEOT |
| LTH-9623 A | | F-96A23 | | | | | | | | CHEVROLET |
| LTH-9690 A | | F-96A90 | | | | | | | | CHEVROLET |
| LTH-9895 A | | F-98A95 | GA-1548 | CA9895 | A45568 | 46975 | | | | FORD |
| LTH-9948 A | | F-99A48 | | CA9948 | A25594 | 46917 | | | | PONTIAC |
| LTH-VW201 A | | F-2HA01 | | | | | | | | VOLKSWAGEN |
| LTH-VW262 A | | F-2KA62 | | | | | | | | VOLKSWAGEN |
| LTH-VW616 A | | F-7LA01 | GAVW-616 | CA10236 | A35546 | 42859 | | | | VOLKSWAGEN |

AIRE

EQUIVALENCIAS AIRE

Tabla de equivalencias / Filtros de Aire

Nuevo Desarrollo

| AIRE | LTH | EO | INTERFIL | GONHER | FRAM | PUROLA-TOR | WIX | AC DELCO | MOTOR-CRAFT | MANN | APLICACIONES |
|------|-------------|----|----------|----------|---------|------------|-------|----------|-------------|------|--------------|
| | LTH-VW617 A | | F-6FA13 | GAVW-617 | CA10256 | A35826 | 49843 | | | | VOLKSWAGEN |
| | LTH-VW618 A | | F-103A28 | GAVW-618 | CA10328 | A35626 | 49122 | | | | VOLKSWAGEN |
| | LTH-VW619 A | | F-1KA01 | GAVW-619 | CA9711 | A14622 | 49020 | | | | VOLKSWAGEN |
| | LTH-VW628 A | | F-7NA15 | GAVW-628 | CA-9410 | | | | | | VOLKSWAGEN |

Tabla de equivalencias / Filtros de Gasolina

Nuevo Desarrollo

| GASOLINA | LTH | EO | INTERFIL | GONHER | FRAM | PUROLA-TOR | WIX | AC DELCO | MOTOR-CRAFT | MANN | APLICACIONES |
|-----------|--------------|---------------|----------------------|---------|----------|------------|--------|----------|-------------|---|--------------------------|
| | LTH-1 G | ZVW 262 101 | FGI-56 | GG-1 | G-4164 | F21124 | 33011 | GF-505 | FG-21 | | VOLKSWAGEN |
| | LTH-100 G | B220900 | FGI-100 | GPP-111 | PS-4886 | F60222 | 33128 | TP1274 | FD830 | | DODGE / HYUNDAI |
| | LTH-10133 G | F0TE-9155-AA | FGI-10133 | GG-986 | G-8018 | F65277 | 33595 | GF832 | FG-986B | | FORD |
| | LTH-10145 G | | FGI-265 | GS-1261 | CS-10145 | | | | | | DODGE |
| | LTH-10166 G | 2C5E9155BB | FGI-238 | GG-101 | G-10166 | F65481 | 33243 | GF832 | FG1011 | | FORD |
| | LTH-102 G | 1J0201511A | FGI-0105 / FGI-10105 | GG-102 | G-5870 | F65285 | 33521 | | | | AUDI / SEAT / VOLKSWAGEN |
| | LTH-10243 G | | FGI-298 | | G10243 | | | | | | SEAT |
| | LTH-104 G | 4695049 | FGI-41A | GG-104 | G-7760 | F65070 | 33347 | GF852 | MFG-1018 | | CHRYSLER / DODGE |
| | LTH-1047 G | | FGI-307D | G1047 | CS-9667 | F55590 | 33599 | | | | FORD |
| | LTH-1053 G | 4864307 | FGI-53A | GG111 | C-9608 | | | | FG1020 | | DODGE |
| | LTH-1089 G | 4546610 | FGI-89A | | G-10068 | | | | | | DODGE |
| | LTH-130 G | 52004611 | FGI-130 | GG-72 | G-7248 | F54718 | 33318 | FG685 | | | DODGE |
| | LTH-134 G | 4682569 | FGI-0134 / FGI-134A | GG-265 | G-7610 | F65239 | 33576 | | | | CHRYSLER / DODGE |
| | LTH-135 G | 4682370 | FGI-0135 / FGI-135A | GG-267 | G-7609 | F65238 | 33577 | | | | CHRYSLER / DODGE |
| | LTH-137 G | 16400-72L00 | FGI-37 | GG-137 | G-5237 | F44663 | 33477 | GF-679 | | | NISSAN |
| | LTH-160 G | 16010-ST5-931 | FGI-52 | GG-160 | G-7599 | F44870 | 33559 | GF-735 | MFG-1085 | WK68/1 | HONDA / ISUZU |
| | LTH-161 G | 16900-S84-G01 | FGI-186 | GG-161 | G-10095 | | | | MFG1086 | WK 611/6 | HONDA |
| | LTH-167 G | | FGI-165 | GG167 | G-7143 | F65217 | 33199 | | | | CHEVROLET |
| | LTH-168 G | 6X0201511B | FGI-0168 / FGI-168A | GG-106 | G-6400 | | | | | | SEAT / VOLKSWAGEN |
| | LTH-169 G | 31911-02100 | FGI-201 | GG-169 | | | | | FG1121 | WK 614/44 | DODGE / HYUNDAI |
| | LTH-182 G | 31911-25000 | FGI-222 | GG182 | | F59030 | 33235 | | | WK 55/1 | HYUNDAI |
| | LTH-187 G | | FGI-50 | GG187 | G-6680 | F44710 | 33319 | | | | TOYOTA |
| | LTH-1872 G | F0TZ-9155-B | FGI-18 | GG-1872 | G-3850 | F64711 | 33296 | GF-643 | FG-872 | | FORD |
| | LTH-188 G | 74202-3000 | FGI-63 | GG188 | G3706 | F20162 | 33089 | GF513 | FG846 | WK42/13 | SUBARU |
| LTH-19 G | C5UZ-9155-A | FGI-07 | GG-19 | G-22A | F10131 | 33046 | GF-434 | FG-14A | | FORD | |
| LTH-190 G | 6001543 138 | FGI-190 | GG-291 | G-5857 | | | | FG1087 | WK 612 | NISSAN / PEUGEOT / RENAULT / SMART / VW | |
| LTH-195 G | 5278097AB | FGI-138A | GG-195 | | | | | FG1014 | | DODGE | |
| LTH-197 G | 04809118-AC | FGI-197A | GG-265 | G-9272 | F55529 | 33734 | GF746 | | | DODGE | |
| LTH-200 G | 4764210 | FGI-200A | | | F55302 | 33523 | GF856 | | | CHRYSLER / DODGE | |
| LTH-203 G | 1L2Z-9155-BA | FGI-203A | | G-9795 | F65486 | 33667 | GF754 | FG1039 | 33667 | FORD | |
| LTH-207 G | 2L2Z-9155-AB | FGI-207A | GG-308 | G-9343 | F65472 | 33424 | GF704 | FG1036 | 33424 | FORD | |
| LTH-209 G | 15015509 | FGI-206A | GG-209 | G-9344 | F55577 | 33129 | GF831 | | 33129 | CHEVROLET | |
| LTH-210 G | | FGI-191A | GG-210 | G-8757 | | | | | | FORD | |
| LTH-212 G | 1S71-9155-BA | FGI-212A | GG-915 | G-9611 | | | | | WK 730/5 | FORD | |

EQUIVALENCIAS AIRE

| LTH | EO | INTERFIL | GONHER | FRAM | PUROLA-TOR | WIX | AC DELCO | MOTOR-CRAFT | MANN | APLICACIONES |
|------------|---------------|------------------|---------|---------|------------|-------|----------|-------------|-----------|---------------------|
| LTH-214 G | 52100283AC | FGI-214 | GG-283 | G-9604 | | | | | | JEEP |
| LTH-217 G | | FGI-217 | | | | | | | | DODGE |
| LTH-237 G | 31976-43670 | FGI-98 | GG-219 | | | | | | | DODGE / HYUNDAI |
| LTH-242 G | 31911-05000 | FGI-242 | GG-369 | G-9961 | | | | | | DODGE / HYUNDAI |
| LTH-245 G | 600 201 511 | FGI-245 | GG-355 | G-9729 | | 33888 | | | WK 59 x | SEAT / VOLKSWAGEN |
| LTH-246 G | 2300-75140 | FGI-246 | | G-10174 | | | | | | TOYOTA |
| LTH-247 G | 96335719 | FGI-247 | GG-419 | | | | 96335719 | | | CHEVROLET / PONTIAC |
| LTH-25 G | 88TY-9155-AA | FGI-03 | GG-25 | | | | | FG-89 | | FORD |
| LTH-251 G | 251201511A | FGI-028 | GG-251 | G-3829 | F60146 | 33161 | GF-538 | FG-883 | | VOLKSWAGEN |
| LTH-252 G | 377133511A | FGI-10136 | GG-252 | | | | | | | VOLKSWAGEN |
| LTH-260 G | 16400-F4000 | FGI-260 | GG-137 | | | | | | | NISSAN |
| LTH-261 G | 15410-65D00 | FGI-261 | GG-206 | G5982 | F55365 | 33597 | | | | SUZUKI |
| LTH-262 G | 026 127 177B | FGI-103 | GG-262 | | F44663 | 33477 | GF679 | | | VOLKSWAGEN |
| LTH-263 G | 16405-02N10 | FGI-263 | | | | | | | | NISSAN |
| LTH-264 G | 77 01 475 229 | FGI-264 | | | | | | | P 718x | RENAULT |
| LTH-266 G | 25168594 | FGI-137 | GG-252 | G-8219 | F55215 | 33579 | GF-645 | MFG-1022 | | CHEVROLET / ISUZU |
| LTH-267 G | 7H0 127 401 B | FGI-267D | | | | | | | WK 857/1 | VOLKSWAGEN |
| LTH-268 G | 23300-21030 | FGI-268 | | | | | | | | TOYOTA |
| LTH-269 G | 6110920601 | FGI-269D | | | | | | | WK 842/13 | MERCEDES BENZ |
| LTH-270 G | | FGI-270 | | | | | | | | NISSAN |
| LTH-271 G | | FGI-271 | | | | | | | | NISSAN |
| LTH-272 G | 16405-01T07 | FGI-272 | | | | | | | | NISSAN |
| LTH-273 G | | FGI-273 | | | | | | | | TOYOTA |
| LTH-276 G | A6120920001 | FGI-276D | GPP-612 | | F55580 | 33140 | | | WK 842/20 | MERCEDES BENZ |
| LTH-276 GS | | FGI-276 | GG-107 | | | 33833 | | | | SEAT |
| LTH-280 G | | FGI-280 | | | | | | | | PEUGEOT |
| LTH-283 G | | FGI-283 | | | | | | | | FORD |
| LTH-289 G | 8-94248-070-0 | FGI-289D | GPP-111 | PS-4886 | F60222 | 33128 | 94132241 | | | ISUZU |
| LTH-290 G | 210290491 | FGI-176 | GG-290 | G-7740 | F55412 | 33183 | GF-819 | | | CHEVROLET |
| LTH-292 G | | FGI-292 | | | | | | | | HONDA |
| LTH-293 G | | FGI-293 | | | | | | | | TOYOTA |
| LTH-294 G | | FGI-294 | | | F65768 | 33980 | | | | PONTIAC |
| LTH-297 G | | FGI-297 | | | | | | | | HONDA |
| LTH-298 G | 068 127 177A | FGI-205 | GG-298 | C-1191A | F50149 | 33142 | ACD51 | MFG-157 | | VOLKSWAGEN |
| LTH-3 G | 7680997 | FGI-24 | GG-3 | G-2 | F64689 | 33002 | GF-61 | MFG-2 | WK31-4 | UNIVERSAL |
| LTH-30 G | E9SZ-9155-A | FGI-10 / FGI-10A | GG-30 | G-7092 | F64621 | 33293 | GF683 | FG862 | | FORD |
| LTH-300 G | | FGI-300D | | | | | | | | VOLKSWAGEN |
| LTH-301 G | | FGI-301D | | | | | | | | VOLKSWAGEN |
| LTH-303 G | | FGI-303D | GP-4922 | | | | | | | NISSAN |
| LTH-305 G | | FGI-305D | | | | | | | | PEUGEOT |
| LTH-308 G | | FGI-308 | | | | | | | | HONDA |
| LTH-308 GD | | FGI-308D | | | | | | | | VOLKSWAGEN |
| LTH-309 G | | FGI-309 | | | | | | | | HONDA |
| LTH-310 G | | FGI-310 | | | | | | | | HONDA |
| LTH-32 G | 89SY-9155-AA | FGI-17 | GG-32 | G-20017 | | | | FG66 | | FORD |
| LTH-355 G | 13321720102 | FGI-244 | GG-351 | G-6574 | F54854 | 33272 | | | WK 516 | BMW |
| LTH-3728 G | 25055075 | FGI-23A | GG-3728 | G-3728 | F64688 | 33483 | GF483 | FG852 | | CHEVROLET |
| LTH-39 G | 16400-59A00 | FGI-33 | GG-39 | G-6344 | F54495 | 33454 | GF655 | FG1070 | MF-1091 | NISSAN |

GASOLINA

EQUIVALENCIAS GASOLINA

GASOLINA

| LTH | EO | INTERFIL | GONHER | FRAM | PUROLA-TOR | WIX | AC DELCO | MOTOR-CRAFT | MANN | APLICACIONES |
|------------|--------------|--------------------|-------------|---------|------------|-------|----------|-------------|----------|---------------------|
| LTH-4 G | 5650170 | FGI-57 | GG-4 | G-1 | F20117 | 33001 | GF453 | FG101 | WK 31/2 | UNIVERSAL |
| LTH-41 G | 25121656 | FGI-30 | GG-41 | G-6348 | F54672 | 33487 | GF-562 | FG926 | MF1044 | CHEVROLET |
| LTH-419 G | 96335719 | FGI-227 | GG-419 | G-9960 | F65563 | 33850 | | | WK 55/3 | CHEVROLET |
| LTH-42 G | E43Z-9155-C | FGI-02 | GG-42 | G-3769 | F23171 | 33079 | GF-515 | FG-840 A | | FORD |
| LTH-45 G | 16400-E3000 | FGI-32 | GG-45 | G-3359 | F20005 | 33053 | GF466 | FG796 | MF-1092 | NISSAN |
| LTH-46 G | 25055052 | FGI-19 | GG-46 | G-3727 | F33144 | 33481 | GF-481 | FG-851 | WK 612/2 | CHEVROLET / JAGUAR |
| LTH-47 G | YF1Z-9155-AA | FGI-202A | GG-47 | G-8758 | F65455 | 33097 | GF510 | FG1006 | | FORD |
| LTH-5 G | 5651090 | FGI-34 | GG-5 | G-3 | F20118 | 33003 | GF61P | FG-8 | WK 42/1 | UNIVERSAL |
| LTH-55 G | 52025447 | FGI-55A | | G-20053 | | | | | | CHRYSLER |
| LTH-580 G | 25121472 | FGI-20 | GG-580 | G-6613 | F64685 | 33267 | GF580K | FG851 | WK612-2 | CHEVROLET |
| LTH-581 G | | FGI-193A | GG-581 | G-6507 | F54686 | 33190 | | | | GMC |
| LTH-582 G | 25121468 | FGI-115A / FGI-115 | GG-582 | G7333 | F64702 | 33484 | GF580 | | | CHEVROLET / PONTIAC |
| LTH-61 G | 4443461 | FGI-25 | GG-7020 | G-9279 | F64690 | 33227 | GF638 | | | CHRYSLER / DODGE |
| LTH-62 G | 4306285 | FGI-06 | GG-62 | G-3893 | F54773 | | GF-569 | | | DODGE |
| LTH-63 G | 16400-V2700 | FGI-27 | GG-63 | G-4777 | F43178 | 33023 | GF-600 | FG-887 | | NISSAN |
| LTH-64 G | 25161333 | FGI-12 / FGI-12A | GG-64 | G20012 | F65217 | 33199 | GF-634 | | | CHEVROLET |
| LTH-65 G | | FGI-044 / FGI-1044 | GG-65 | G-6566 | F54618 | 33324 | GF-610 | FG-892 | | DODGE |
| LTH-66 G | 25121293 | FGI-26 | GG-66 | G-7315 | F64691 | 33311 | GF-578 | FG-1026 | MF1001 | CHEVROLET |
| LTH-67 G | 4279898 | FGI-16 | GG-67 | G-6567 | F54617 | 33321 | GF-681 | | | DODGE |
| LTH-7018 G | 4495781 | FGI-36 | GG-7018 | G7332 | F44705 | 33302 | GF-962 | | | CHRYSLER |
| LTH-7019 G | 4495780 | FGI-35 | GG-7019 | G-7609 | F65138 | 33335 | GF763 | FG12 | | CHRYSLER |
| LTH-72 G | | FGI-1015 | GG-72 | G-7248 | F54718 | 33318 | | | | DODGE |
| LTH-8 G | 4041540 | FGI-121 | GG-8 | G-3499 | F20030 | 33054 | GF480 | FG-797 | | CHRYSLER |
| LTH-8 GL | 4049224 | FGI-05 | GG-8M | G-3499 | F20030 | 33054 | GF-480 | FG-797 | | CHRSLER / DODGE |
| LTH-81 G | 23300-35030 | FGI-81 | GG-6469 USA | G6469 | F54604 | 33497 | GF654 | FG950 | 33497 | TOYOTA |
| LTH-8 LP | | FGI-08 | GG-170 | | | | | | | UNIVERSAL GAS L.P. |
| LTH-82 G | 92SB-9155-AB | FGI-132 | GG-82 | G-7099 | | 33097 | | MEFG-6 | | FORD |
| LTH-84 G | 4554040 | FGI-38A | GG-84 | G-7416 | F64817 | 33301 | GF-755 | GF-755 | | CHRYSLER / DODGE |
| LTH-92 G | FISE-9155-AA | FGI-21 | GG-92 | G-7596 | F64728 | 33300 | GF-749 | FG-881 | MF1056 | FORD |
| LTH-9370 G | | FGI-299A | | G9370 | F65501 | 33100 | | | | CHEVROLET |
| LTH-94 G | | FGI-047 / FGI-1047 | GG-94 | G-7404 | F54794 | 33022 | GF-495 | FG-895 | | NISSAN |
| LTH-95 G | 4546679 | FGI-14A | GG-95 | G-8073 | F65039 | 33346 | GF849 | | MF1071 | CHRYSLER |
| LTH-97 G | 5200402AF | FGI-235 | GG-97 | G-8897 | | | | | | JEEP |
| LTH-986 G | F0TE-9155-AA | FGI-133 | GG-986 | G-8018 | F65277 | 33595 | GF832 | FG-986B | | FORD / JAGUAR |
| LTH-99 G | 52005131 | FGI-39A | GG-99 | G-7399 | F64816 | 33316 | GF-693 | GF-693 | | JEEP |

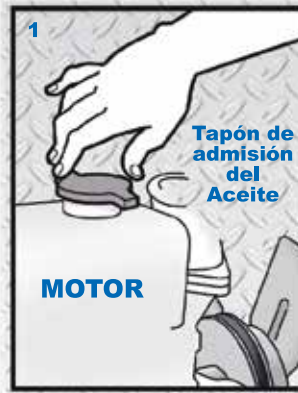

EQUIVALENCIAS GASOLINA

Recomendaciones para el cambio de aceite y filtro

Primero, se debe contar con las herramientas adecuadas y los conocimientos apropiados para realizar el cambio de filtro para aceite. En caso de no cumplir con lo anterior, lleve el vehículo a un taller mecánico y/o centro de servicio de confianza

para evitar daños y/o pérdida de tiempo.

1.- Estando el motor tibio y apagado, levante el cofre del auto y quite el tapón de admisión del aceite, bloquee el vehículo y levántelo, con las medidas de seguridad apropiadas.

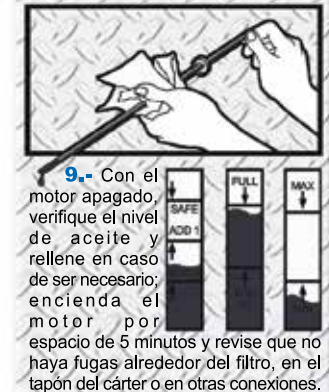
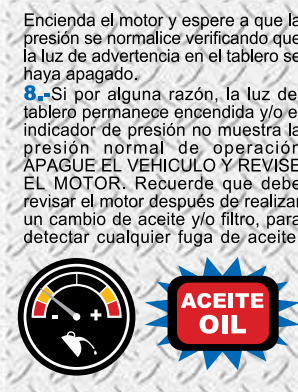
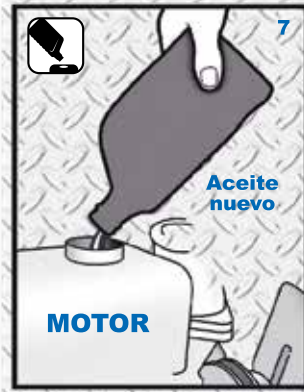


Una vez drenado el mismo instale de nuevo el tapón del cárter.



Cuando se está instalando el filtro, al topar el empaque de éste con la base del portafiltro, se debe apretar con la mano de 3/4 a 1 vuelta. No utilice herramienta para apretar el filtro.

7.- Baje el vehículo a nivel del piso y agregue el aceite nuevo al motor de acuerdo con lo que especifica el fabricante del vehículo. Coloque y apriete el tapón de admisión de aceite.



Problemas más comunes del sistema lubricación

Es poco común que el sistema de lubricación presente problemas, pero cuando éstos ocurren por lo general se reflejan en el filtro de aceite. Los problemas más comunes y que se reflejan en el filtro de aceite son:

1. Filtro de aceite abombado o inflado: Cuando un filtro se abomba o se infla, nos indica que éste fue sometido a una presión excesiva fuera de lo normal, ya que los motores trabajan a una presión de entre 40-60 lb/in².
2. Filtro para aceite colapsado: filtro que ha sufrido aplastamiento del tubo central deformándose hacia el centro perdiendo su redondez original.
3. Filtro con fuga en el engargolado: Se presenta cuando el motor es arrancado después de la instalación. Puede ser causada por sobre apretar el filtro con herramienta para desmonte, lo que daña el ensamble.
4. Filtro con fuga por el empaque: Suele presentarse cuando el filtro es instalado y apretado normalmente, sin haber lubricado el empaque previamente.
5. Filtro vacío: puede presentarse por un desgaste excesivo de la bomba de aceite, si la válvula reguladora de presión se queda en posición abierta, o cuando la válvula de alivio del motor ha permanecido en posición abierta debido a la saturación del elemento filtrante.

Nota: Estos problemas no son atribuibles al filtro, sino a las condiciones mecánicas del motor.



Distribución y Servicio

*Una amplia red de distribución nacional enfocada en
brindarle el mejor servicio*



LTH, marca líder de acumuladores en México, cuenta con una extensa red de distribuidores y un profesional equipo Comercial y de Mercado.

Mediante personal altamente calificado, podemos brindarle la atención requerida y el mejor servicio.

Recuerde: no cualquier filtro puede ofrecerle el alto valor precio-beneficio que LTH le da, así como el respaldo de una marca con más de 80 años de experiencia al cuidado de su automóvil.

Garantía de los filtros LTH



Enertec México, S. de R.L. de C.V. garantiza cada filtro LTH contra cualquier defecto de fabricación o de sus materiales, durante el periodo de servicio recomendado por el fabricante del vehículo, y siempre que sea instalado según su correcta aplicación.

En caso de alguna reclamación por daños al motor, atribuibles a una posible falla en el filtro, Enertec México, S. de R.L. de C.V. a través de su personal calificado y autorizado, evaluará las causas del problema y definirá si son atribuibles o no al filtro, antes de proceder a cubrir cualquier reparación, misma que se limitará únicamente a devolver la condición del motor al momento anterior a presentarse la falla. Enertec México, S. de R.L. de C.V. no es responsable por otros daños o perjuicios.

Utiliza Lubricantes LTH, garantía de máxima protección,
seguridad y cuidado para tu automóvil.

Lubricantes **LTH** M.R.

ELIGE SEGURIDAD, ELIGE LTH



ELIGE SEGURIDAD, ELIGE LTH

www.LTH.com.mx

Contáctanos:



**Centro de Enlace con Clientes
*centrodeenlace@jci.com***

01-800-8358-400

Valido solo en México